

SCIENTIFIC REPORTS



OPEN

Side-chain Engineering of Benzo[1,2-b:4,5-b']dithiophene Core-structured Small Molecules for High-Performance Organic Solar Cells

Received: 14 February 2016

Accepted: 15 April 2016

Published: 03 May 2016

Xinxing Yin^{1,*}, Qiaoshi An^{2,*}, Jiangsheng Yu¹, Fengning Guo³, Yongliang Geng¹, Linyi Bian³, Zhongsheng Xu¹, Baojing Zhou¹, Linghai Xie³, Fujun Zhang² & Weihua Tang¹

Three novel small molecules have been developed by side-chain engineering on benzo[1,2-b:4,5-b'] dithiophene (BDT) core. The typical acceptor-donor-acceptor (A-D-A) structure is adopted with 4,8-functionalized BDT moieties as core, dioctylterthiophene as π bridge and 3-ethylrhodanine as electron-withdrawing end group. Side-chain engineering on BDT core exhibits small but measurable effect on the optoelectronic properties of small molecules. Theoretical simulation and X-ray diffraction study reveal the subtle tuning of interchain distance between conjugated backbones has large effect on the charge transport and thus the photovoltaic performance of these molecules. Bulk-heterojunction solar cells fabricated with a configuration of ITO/PEDOT:PSS/SM:PC₇₁BM/PFN/Al exhibit a highest power conversion efficiency (PCE) of 6.99% after solvent vapor annealing.

Organic solar cells (OSCs) have attracted great interest due to their potential in cost-effectively fabricating light-weight and flexible panels in large area via solution-processing techniques^{1,2}. Donor materials including both conjugated polymers and small molecules (SMs) have been extensively developed for the bulk heterojunction (BHJ) structured OSCs^{3,4}. Great progress has been made in both materials development and device optimization, witnessed by the dramatic improvement in device power conversion efficiencies (PCEs) from less than 2% before 2008 to over 10% in recent three years⁵⁻⁹. In comparison to polymer donors, conjugated small molecules boast well-defined structure to eliminate the structural variation in terms of regioregularities, molecular weight and polydispersity. Moreover, small molecules can be more easily designed to meet the criteria of good donors for BHJ solar cells, such as strong absorption, suitable energy levels, high hole mobility and solubility¹⁰⁻¹². One of the challenges in developing high-efficiency small molecules OSCs is the generation of nanoscale phase-segregated donor-acceptor (D-A) heterojunction in the active layer. The ideal morphology featuring bicontinuous networking with phase separation in the scale commensurating with the exciton diffusion length¹³. In device optimization, the morphological tuning of vertical segregation and domain connectivity as well as horizontal phase separation in BHJ are found to be critical¹⁴. Devices engineering such as appropriate solvent screening, additives, solvent vapor annealing, thermal annealing and fullerene choice has demonstrated great potential in enhancing OSC performance^{6,8,10,15-19}.

Benefited from the D-A alternating polymers design to achieve a good balance of suitable bandgap and and charge carrier mobility^{1,2,5}, small conjugated molecules with multiple D-A chromophores have been

¹Key Laboratory of Soft Chemistry and Functional Materials (Ministry of Education of China), Nanjing University of Science and Technology, Nanjing, 210094, China. ²Key Laboratory of Luminescence and Optical Information (Ministry of Education of China), Beijing Jiaotong University, Beijing, 100044, China. ³Key Laboratory for Organic Electronics and Information Displays (KLOEID) and Institute of Advanced Materials (IAM), Jiangsu National Synergetic Innovation Center for Advanced Materials (SICAM), Nanjing University of Posts and Telecommunications, 9 Wenyuan Road, Nanjing 210046, China. *These authors contributed equally to this work. Correspondence and requests for materials should be addressed to L.X. (email: iamlxie@njupt.edu.cn) or F.Z. (email: fjzhang@bjut.edu.cn) or W.T. (email: whtang@njjust.edu.cn)

successfully designed for high-efficiency OSCs^{3,4,8–12}. Chen and his coworkers have explored a large library of solution-processed A-D-A type SMs, with central D units varied from oligothiophene to benzo[1,2-b:4,5-b']dithiophene (BDT) and dithienosilole (DTS), while terminal A units like alkyl cyanoacetate and 3-ethylrhodanine were adopted^{3,9,18–21}. Bazan *et al.*^{16,22} have recently explored D1–A–D2–A–D1 structured SMs, featuring DTS or silaindacenodithiophene as D2 core while benzothiadiazole (BT) or its fluorinated derivatives as A unit and oligothiophenes as terminal D1. BDT was chosen as the core unit by taking advantage of its large and rigid coplanar π -conjugation system, which can lead to efficient π - π stacking for good charge transport^{3–6,8–10}. On the other hand, by introducing conjugated side chains to the 4- and 8- position of BDT, two dimensional BDT (2-D BDT) was obtained to achieve lower-lying HOMO (highest occupied molecular orbital) level thus higher V_{oc} , extended absorption thus higher J_{sc} and better charge transport^{23,24}. The impact of 4,8-difunctionalities on BDT core on the resultant D-A polymers donors for OSC application has been extensively investigated^{24,25}. By varying the side chain from alkyl to alkylthio or alkylthienyl, the BDT based polymers may exhibit substantially improved hole mobility and subtle change in energy levels²⁵.

To tackle the challenge in manipulating bandgap and hole mobility of BDT donating cores, a versatile synthetic platform has been developed for the 4,8-disubstitution of BDT in our group, where the charge transporting BDTs exhibit the energy levels fine-tuned with functionalization²⁶. For BDT based D-A polymers, the structure modification on BDT has great effect on their energy levels, hole mobility and molecular packing of polymer backbones^{24,25}. For SM-OSCs, it is very difficult to achieve appropriate phase separation in active layers for SM donors with short conjugated backbone. We are intrigued whether the substitution on BDT core can improve the charge transportation of D-A structured SMs by promoting better molecular packing and phase segregation when blending with fullerene in OSCs.

We report herein three novel A-D-A structured SMs (ca. **DR3TBDTOC12**, **DR3TBDTTC12** and **DR3TBDTTSC8**) featuring side-chain engineered BDT core and electron-withdrawing 3-ethylrhodanine end group (as shown in **Scheme 1**). Among them, **DR3TBDTTC12** and **DR3TBDTTSC8** have a corresponding alkylthienyl- and alkylthiothienyl-substituted BDT unit to construct 2-D BDT core structures. The impact of 2-D BDT cores on the optoelectronic properties of the SMs was investigated with experimental studies and molecular simulation. The photovoltaic performance of these SMs was further evaluated in BHJ solar cells. The SM-OSCs fabricated by blending alkylthienyl- or alkylthiothienyl-substituted 2-D BDT cored SMs with [6,6]-phenyl-C₇₁-butyric acid methyl ester (PC₇₁BM) exhibited much higher PCEs than the corresponding OSCs with alkyl-BDT cored SM. A highest PCE of 6.99% was achieved, with a J_{sc} of 11.69 mA cm⁻², a V_{oc} of 0.90 V and a fill factor (FF) of 66.48%.

Experiment Section

Characterization. ¹H NMR and ¹³C NMR spectra were recorded on Bruker AVANCE 500-MHz spectrometer with tetramethylsilane (TMS) as internal standard. Matrix assisted laser desorption/ionization time-of-flight (MALDI-TOF) mass spectra were obtained on a Bruker Autoflex TOF/TOF spectrometer. UV-vis absorption spectra were recorded on a UV-Vis instrument Evolution 220 (Thermo Fisher). XRD analysis was performed on a Bruker D8 Advance X-Ray Diffractometer in air. CV measurement was conducted on an electrochemical workstation (CHI660D Chenhua Shanghai) with Pt plate as working electrode, Pt slice as counter electrode, and Ag/AgCl electrode as reference electrode in a Bu₄NPF₆ (0.1 M) acetonitrile solution at a scan rate of 50 mV s⁻¹. Ferrocene/ferrocenium (Fc/Fc⁺) was used as the internal standard (the energy level of Fc/Fc⁺ is -4.8 eV under vacuum)²⁰, and the formal potential of Fc/Fc⁺ was measured as 0.49 V vs. Ag/AgCl electrode. TGA analysis was conducted under nitrogen atmosphere at a heating rate of 20 °C min⁻¹ from 50 °C to 800 °C. The instrument type was TGA/SDTA851E (Mettler Toledo). The morphology of blend films was investigated by Atomic Force Microscope (Bruker Dimension Icon) in tapping mode.

Device Fabrication and Testing. The patterned ITO glass substrates (sheet resistance 15 Ω/□) were cleaned consecutively in ultrasonic baths containing acetone, detergent, de-ionized water and ethanol, respectively. The cleaned ITO substrates were blow-dried using high pure nitrogen gas before treated by UV-ozone for 10 min to further increase its work function. Onto the freshly cleaned ITO substrates was spin-coated the solution of PEDOT:PSS (purchased from H.C. Starck co. Ltd.) at 5000 round per minute (RPM) for 40 s to make the interfacial layers. The PEDOT:PSS coated ITO glass substrates were then annealed at 150 °C for 10 min in air environment. The electron donor materials SM and electron acceptor materials PC₇₁BM were dissolved in chloroform to generate 20 mg ml⁻¹ blend solutions. The weight ratio of SM:PC₇₁BM was kept constant as 1:1 (w:w). The blend solutions were spin-coated on PEDOT:PSS films at 800 RPM for 30 s in a high purity nitrogen-filled glove box to fabricate the active layers. The thickness of the active layers is around 90 nm, which is measured by Ambios Technology XP-2 stylus Profiler. The polyelectrolyte poly[9,9-bis(3'-(N,N-dimethylamino)-propyl-2,7-fluorene)-alt-2,7-(9,9-dioctylfluorene)] (PFN) was then dissolved in methanol to prepare 0.2 mg ml⁻¹ solution with addition of 0.25% (volume) acetic acid, and then the PFN solutions were spin-coated on the top of active layers at 3000 RPM for 30 s. The cathode of Al (100 nm) film was deposited on the PFN film by thermal evaporation under 10⁻⁴ Pa and the thickness was monitored by a quartz crystal microbalance. The active area is about 3.8 mm², which is defined by the vertical overlap of ITO anode and Al cathode.

The J - V curves of all solar cells were measured in air environment using a Keithley 2400 source meter under AM 1.5G (100 mW cm⁻²) irradiation provided by an ABET Sun 2000 solar simulator. The EQE spectra of solar cells were measured by a Zolix Solar Cell Scan 100.

Synthesis. **DR3TBDTOC12.** Compound **10** (200 mg, 0.12 mmol) was dissolved in dry CHCl₃ (50 mL), three drops of piperidine and 3-ethylrhodanine (207.18 mg, 1.2 mmol) were added. The resulting solution was heated to reflux and stirred for 12 h under N₂. After cooling to room temperature, the mixture was then extracted

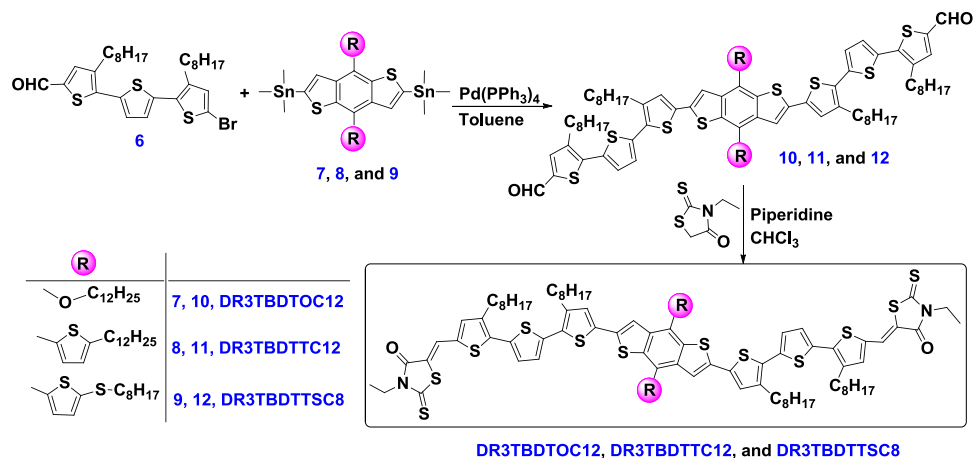


Figure 1. Synthetic routes of DR3TBDTOC12, DR3TBDTTC12 and DT3TBDTTSC8.

with CH_2Cl_2 , washed with water and brine, and dried over Mg_2SO_4 . After removal of solvent, it was purified by column chromatography using CHCl_3 as eluent, the crude product was recrystallized from acetone to afford **DR3TBDTOC12** (170 mg, 72%) as a dark red solid. ^1H NMR (500 MHz, CDCl_3 , δ/ppm): 7.74 (s, 2 H), 7.39 (s, 2 H), 7.20 (s, 4 H), 7.11 (s, 4 H), 4.28 (s, 4 H), 4.17 (q, $J = 7.0$ Hz, 4 H), 2.79 (s, 8 H), 2.03–1.84 (m, 4 H), 1.70 (dd, $J = 14.9, 7.4$ Hz, 8 H), 1.53–1.07 (m, 82 H), 0.97–0.71 (m, 18 H). ^{13}C NMR (126 MHz, CDCl_3 , δ/ppm): 192.01, 167.27, 143.87, 141.02, 139.46, 137.51, 137.27, 136.13, 135.52, 135.19, 134.78, 132.53, 130.39, 129.30, 128.32, 127.19, 126.19, 124.83, 120.56, 116.13, 73.88, 39.91, 31.94, 30.60, 30.48, 30.26, 29.73, 29.62, 29.53, 29.42, 26.11, 22.71, 14.14, 12.31. MALDI-TOF MS: calcd. for $\text{C}_{102}\text{H}_{140}\text{N}_2\text{O}_4\text{S}_{12}$ $m/z = 1841.75$; found 1841.93.

DR3TBDTTC12. Following the same procedure above, the condensation between **11** (200 mg, 0.12 mmol) and 3-ethylrhodanine (190.96 mg, 1.2 mmol) afforded **DR3TBDTTC12** (158 mg, 67%) as a dark brown solid. ^1H NMR (500 MHz, CDCl_3 , δ/ppm): 7.76 (s, 2 H), 7.60 (s, 2 H), 7.31 (d, $J = 2.9$ Hz, 2 H), 7.21 (d, $J = 5.9$ Hz, 4 H), 7.11 (s, 4 H), 6.97 (s, 2 H), 4.18 (q, $J = 7.1$ Hz, 4 H), 2.97 (t, $J = 7.6$ Hz, 4 H), 2.86–2.64 (m, 8 H), 1.91–1.78 (m, 4 H), 1.67 (d, $J = 7.0$ Hz, 6 H), 1.56–1.44 (m, 8 H), 1.32 (dd, $J = 36.3, 29.3$ Hz, 76 H), 0.98–0.79 (m, 18 H). ^{13}C NMR (126 MHz, CDCl_3 , δ/ppm): 192.03, 167.28, 147.44, 141.04, 140.96, 139.47, 138.71, 137.60, 137.37, 137.26, 136.60, 135.59, 135.19, 134.74, 130.45, 128.39, 127.97, 127.23, 126.19, 124.83, 124.40, 123.34, 120.58, 119.14, 39.91, 31.93, 31.62, 30.44, 30.38, 30.26, 29.71, 29.58, 29.46, 29.32, 22.70, 14.13, 12.30. MALDI-TOF MS: calcd. for $\text{C}_{110}\text{H}_{144}\text{N}_2\text{O}_4\text{S}_{14}$ $m/z = 1973.74$; found 1973.91.

DR3TBDTTSC8. Following the same procedure above, the condensation between **12** (200 mg, 0.12 mmol) and 3-ethylrhodanine (195.56 mg, 1.2 mmol) afforded **DR3TBDTTSC8** (150 mg, 64%) as a black solid. ^1H NMR (500 MHz, CDCl_3 , δ/ppm): 7.66 (d, $J = 6.2$ Hz, 2 H), 7.43 (d, $J = 11.1$ Hz, 2 H), 7.33 (d, $J = 13.5$ Hz, 2 H), 7.28 (s, 2 H), 7.12 (s, 4 H), 7.00 (dd, $J = 26.2, 15.8$ Hz, 4 H), 4.14 (dd, $J = 14.0, 6.9$ Hz, 4 H), 3.02 (t, $J = 6.9$ Hz, 4 H), 2.83–2.60 (m, 8 H), 1.97–1.74 (m, 4 H), 1.65 (s, 8 H), 1.52 (dt, $J = 14.9, 7.4$ Hz, 6 H), 1.32 (dt, $J = 14.4, 7.2$ Hz, 60 H), 0.96–0.78 (m, 18 H). ^{13}C NMR (126 MHz, CDCl_3 , δ/ppm): 191.91, 167.18, 141.86, 140.82, 139.49, 138.43, 137.21, 135.02, 134.76, 132.74, 128.54, 127.03, 126.00, 124.68, 122.57, 120.47, 118.50, 39.88, 38.91, 31.91, 31.83, 30.41, 30.18, 29.81, 29.60, 29.50, 29.35, 29.25, 28.63, 22.70, 14.14, 12.30. MALDI-TOF MS: calcd. for $\text{C}_{102}\text{H}_{128}\text{N}_2\text{O}_2\text{S}_{16}$ $m/z = 1925.55$; found 1973.67.

Results and Discussion

Synthesis. Different side-chain engineered BDT-core based SMs were prepared using a two-step synthetic pathway as shown in Fig. 1. For the consideration of solubility and hole transport, dioctylterthiophene π -conjugated bridge **6** as reported in literature^{8,27}, was adopted to insert between BDT core and rhodanine terminal group. Side-chain engineered BDTs **7–9** were readily obtained according to our previous report^{26,28}. The detailed synthesis of various intermediates for compounds **6–9** was provided in Supporting Information (SI). With **6** and BDT core (**7–9**) at hand, the typical Stille cross-coupling reaction afforded the π -D- π structured intermediate compounds **10–12** with a yield of 49–60%. Further Knoevenagel condensation between rhodanine and **10–12** was further conducted to afford the title A-D-A SMs with good yields (64–72%). The structure of all SMs was confirmed with NMR and MALDI-TOF mass spectra.

All SMs show good solubility in common organic solvents like chloroform, chlorobenzene and dichlorobenzene. Thermogravimetric analysis (TGA) revealed the good thermal stability for these SMs. The decomposition temperature (5% weight loss) of 354, 366 and 410 °C in nitrogen was observed for **DR3TBDTOC12**, **DR3TBDTTC12** and **DR3TBDTTSC8**, respectively (Fig. 2a). This is beneficial for the device fabrication for their optoelectronic application^{29,30}.

Optical and Electrochemical Properties. The UV-Vis absorption spectra of SMs in dilute chloroform solutions and thin films are shown in Fig. 2c,d. The characteristic absorption data, including absorption maxima in solutions and films, as well as absorption onsets and bandgaps for films are summarized in Table 1.

Though different side-chains were employed for the substitution of BDT core, all SMs exhibit quite similar absorption profile in solutions and films. In solutions, SMs show an absorption range of 300–630 nm with an

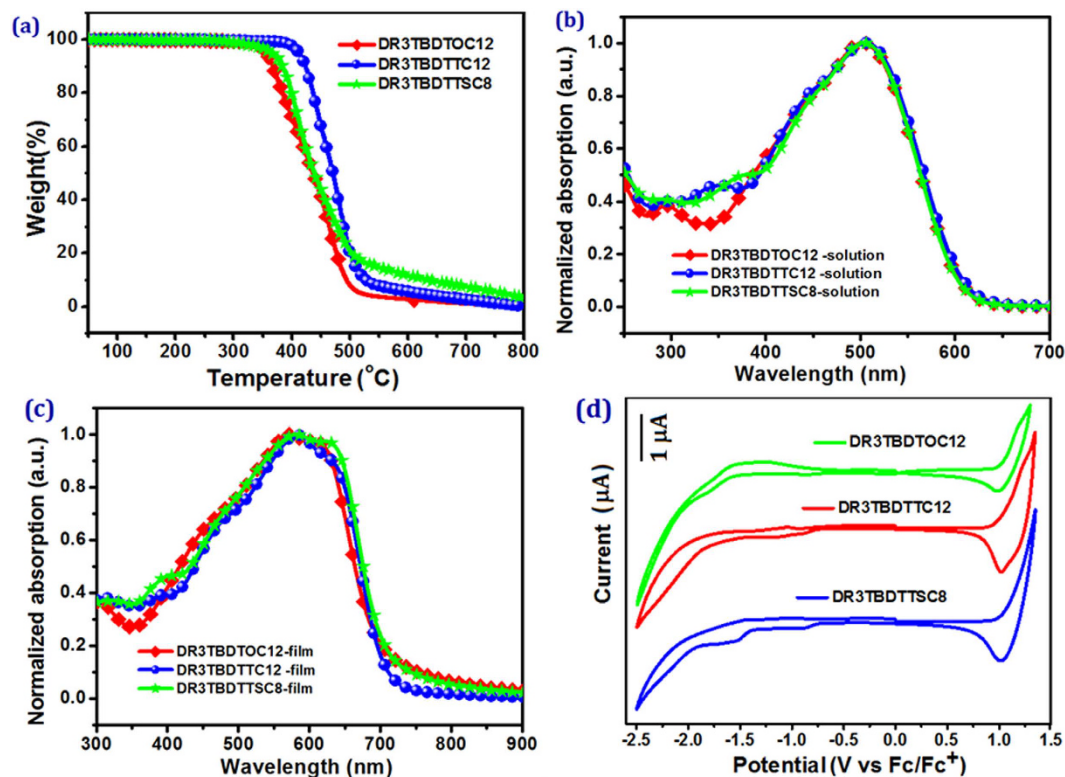


Figure 2. (a) TGA plots of DR3TBDTOC12, DR3TBDTTC12 and DT3TBDTTC8; (b) UV-vis absorption spectra of three SMs in chloroform solutions; (c) UV-vis absorption spectra of three SMs in solid films; (d) cyclic voltammograms of three SMs in a acetonitrile solution of $0.1 \text{ mol L}^{-1} \text{ Bu}_4\text{NPF}_6$ with a scan rate of 50 mV s^{-1} .

Molecule	λ_{max} (nm) ^a	λ_{max} (nm) ^b	λ_{onset} (nm) ^b	E_g^{opt} (eV) ^c	$E_{\text{onset}}^{\text{ox}}$ (eV)	$E_{\text{onset}}^{\text{red}}$ (eV)	HOMO (eV) ^d	LUMO (eV) ^d	E_g^{cv} (eV) ^d
DR3TBDTOC12	502	571,612	703	1.76	1.01	-0.72	-5.32	-3.59	1.73
DR3TBDTTC12	505	582,627	707	1.75	1.03	-0.68	-5.34	-3.63	1.71
DR3TBDTTC8	504	583,628	716	1.73	1.07	-0.66	-5.38	-3.65	1.73

Table 1. Optical and electrochemical data of SMs. ^aSolution; ^bFilm; ^c $E_g^{\text{opt}} = 1240/\lambda_{\text{onset}}$ (eV); HOMO = $E_{\text{onset}}^{\text{ox}} + 4.31$ (eV), LUMO = $E_{\text{onset}}^{\text{red}} + 4.31$ (eV), $E_g^{\text{cv}} = E_{\text{onset}}^{\text{ox}} - E_{\text{onset}}^{\text{red}}$.

absorption peak at 502–504 nm, where 2-D BDT based DR3TBDTTC8 and DR3TBDTTC12 exhibited only 2–3 nm red-shifted absorption maxima than alkoxy BDT based DR3TBDTOC12. The absorption bands of SMs are extended to 730 nm for their films. This bathochromic shift indicates the formation of effective π - π packing between the molecule backbones in solid film³¹. This red shift for 2-D BDT based SMs increased to 11–12 nm in comparison to 1-D DR3TBDTOC12. It is worth to note that alkylthiothienyl based DR3TBDTTC8 presents a ~9 nm and 13 nm broader absorption band than alkylthienyl-based DR3TBDTTC12 and alkoxy-substituted DR3TBDTOC12. Besides a red-shifted main peak, all SMs films exhibit a vibronic shoulder at 627, 628 and 612 nm for DR3TBDTTC12, DR3TBDTTC8 and DR3TBDTOC12, respectively. From the absorption onset values of SMs' films, the optical bandgap (E_g^{opt})^{31,32} was estimated as 1.76, 1.75 and 1.73 eV for DR3TBDTOC12, DR3TBDTTC12 and DR3TBDTTC8, respectively. It is noted that the side-chain engineering exerts negligible impact on the bandgap of SMs. But 2-D BDT cored SMs showed red-shifted absorption peaks in comparison to 1D-BDT counterpart, which may be beneficial to its light-harvesting properties in OSCs.

To check the differences in energy levels with the change of side chains, the HOMO energy levels and the LUMO (lowest unoccupied molecular orbital) levels of DR3TBDTOC12, DR3TBDTTC12, DR3TBDTTC8 were determined by cyclic voltammetry (CV). As shown in Fig. 2b, clear oxidation and reduction peaks were observed for SMs. From the onset potentials for oxidation ($E_{\text{onset}}^{\text{ox}}$)³¹, the HOMO energy level was determined to be -5.32, -5.34, and -5.38 eV for DR3TBDTOC12, DR3TBDTTC12 and DR3TBDTTC8, respectively. The corresponding LUMO energy level was determined from the onset potentials for reduction ($E_{\text{onset}}^{\text{red}}$) as -3.59, -3.63, and -3.65 eV, respectively. Thus, the electrochemical bandgaps (E_g^{cv}) of DR3TBDTOC12, DR3TBDTTC12 and DR3TBDTTC8 was thus calculated to be 1.73, 1.71 and 1.73 eV. The E_g^{cv} values of three SMs agree well with the optical bandgap. The side chain replacement from alkoxy to alkylthienyl and

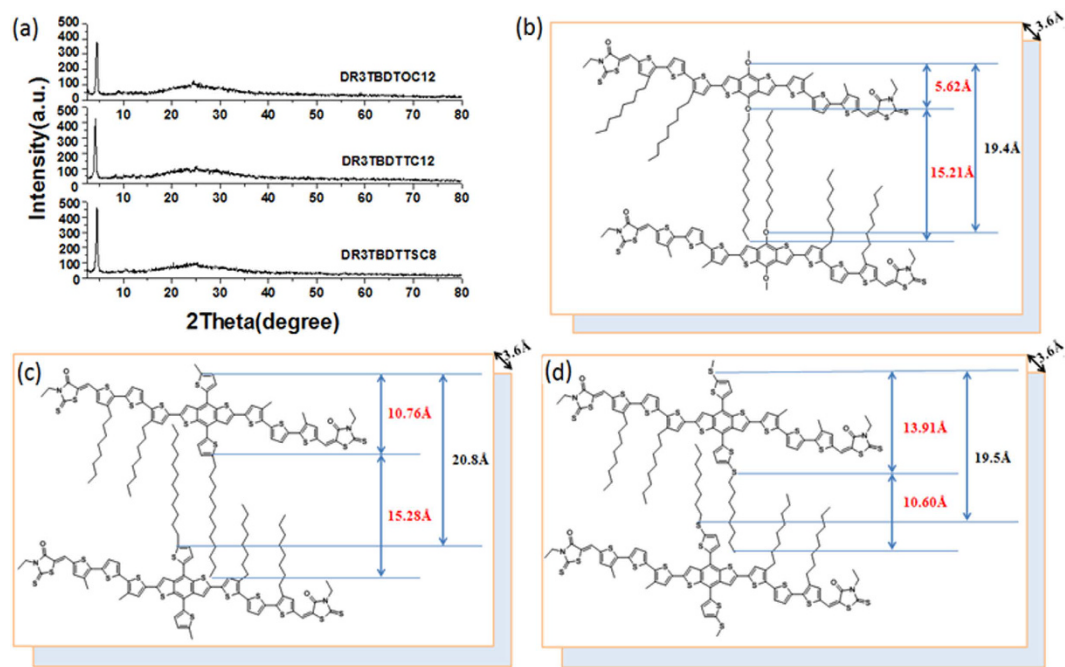


Figure 3. (a) XRD patterns of SMs powder and visualized image of molecular packing by side-chains and π -stacking distance of (b) DR3TBDTOC12, (c) DR3TBDTTC12 and (d) DR3TBDTTC8. The distance in black are XRD results and those values in red are estimated by the DFT calculation.

alkylthiothienyl group on BDT core, the HOMO level of resultant SMs was reduced from -5.32 to -5.34 and -5.38 eV. This result showed that the extension of conjugation length using 2-D BDT design lead to deeper HOMO level, and the insertion of sulfur atom in side chain would further lower down the HOMO of SM. The decreased HOMO level is beneficial for the V_{oc} of OSCs, thus leading to better device performance^{2,24}.

X-Ray Diffraction (XRD) Characterization and Theoretical Calculation. The crystallization behavior of the as-synthesized SMs in solid state was investigated using XRD technology on powder sample of SMs (Fig. 3a). Sharp peak corresponding to $2\theta = 4.5^\circ$, 4.2° and 4.5° is observed for DR3TBDTOC12, DR3TBDTTC12 and DR3TBDTTC8, respectively, indicating an ordered molecular structure^{33–35}. The distance between SMs conjugated backbone separated by side chains can thus be calculated to be 19.4, 20.7, and 19.5 Å, respectively^{33,36}. All of them also showed a weak diffraction at $2\theta = 24.6^\circ$, indicating the π -stacking distance between planar backbones is about 3.6 Å³⁷. The visualized images of molecular packing for three SMs (Fig. 3b–d) are shown with inter-chain and π -stacking distance from XRD analysis and DFT calculation³⁷. DR3TBDTOC12 with two dodecoxy chains on BDT core showed that the interchain distance observed by XRD is almost equivalent to the length of the dodecoxy estimated by the DFT calculation. For 2-D BDT cored SMs (DR3TBDTTC12 and DR3TBDTTC8), however, the interchain distances observed by XRD are rather shorter than the length of alkylthienyl and alkylthiothienyl side chains at BDT estimated by DFT calculation, indicating the more densely packing occurring in 2-D BDT cored SMs to reduce the space adequately.

The electronic structures and geometries of SMs was also investigated with DFT calculation using Gaussian program at the B3LYP/6-31G (d,p) level^{27,38}. All alkyl side chains were replaced with methyl groups to reduce the computational cost. Three SMs showed good planarity in conjugated backbone (Fig. 4). The introduction of alkylthienyl and alkylthiothienyl side groups, leads to a torsion angle of 57.07° and 57.58° between side-chain and mainchain. The torsion of side-chains around BDT core in DR3TBDTTC12 and DR3TBDTTC8 may facilitate their higher dense packing along interchains, as revealed by XRD study. The electron density of LUMO mainly concentrates on terthiophene and rhodanine moieties, while HOMO mainly localizes on BDT and terthiophene portions. The HOMO/LUMO energy levels of DR3TBDTOC12, DR3TBDTTC12 and DR3TBDTTC8 were estimated at showed a HOMO energy level of $-4.95/-2.84$, $-5.00/-2.86$ and $-5.04/-2.87$ eV, respectively. The bandgaps of SMs were accordingly calculated as 2.11, 2.14 and 2.17 eV. Obviously, the trends in bandgap and energy levels (both HOMO and LUMO) are consistent with those observed in UV-vis absorption and CV studies.

Photovoltaic Properties. BHJ solar cells were fabricated by spin-coating the chloroform solution of SMs and PC₇₁BM onto PEDOT:PSS coated ITO glass and successive deposition of PFN and Al to make the device into structure of ITO/PEDOT:PSS/SM:PC₇₁BM/PFN/Al. Characteristics of devices were investigated by measuring the corresponding current density-voltage (J - V) curves under the irradiation of AM 1.5 G (100 mW cm^{-2}) solar simulator. Typical results are summarized in Table 2, while representative J - V curves are plotted in Fig. 5a. The weight ratio of SM and PC₇₁BM (SM:PC₇₁BM) in the active layer was firstly investigated to achieve good device performance. By increasing PC₇₁BM content to adjust the weight ratio of SM:PC₇₁BM from 1:0.5, 1:0.75,

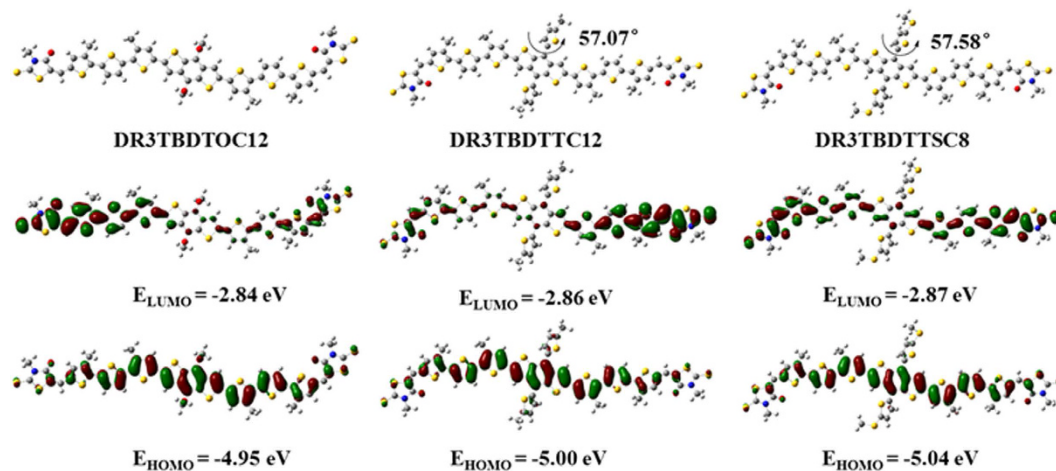


Figure 4. Optimized molecular geometries and frontier molecular orbitals of SMs.

Material	SM:PC ₇₁ BM	V _{oc} [V]	J _{sc} [mA cm ⁻²]	FF [%]	PCE (ave.) [%] ^a
DR3TBDTOC12	1:0.5	0.87	3.95	52.90	1.82 [1.75]
	1:0.75	0.87	5.47	60.19	2.86 [2.74]
	1:1	0.87	5.74	62.18	3.11 [3.07]
	0.75:1	0.83	4.51	48.02	1.80 [1.74]
	0.5:1	0.81	4.19	43.83	1.48 [1.43]
DR3TBDTTC12	1:0.5	0.89	10.33	58.07	5.34 [5.25]
	1:0.75	0.89	10.47	60.83	5.67 [5.59]
	1:1	0.89	10.73	63.92	6.10 [5.48]
	0.75:1	0.89	10.09	53.05	4.76 [4.68]
	0.5:1	0.85	6.77	39.47	2.27 [2.20]
DR3TBDTSC8	1:0.5	0.93	7.82	50.48	3.67 [3.59]
	1:0.75	0.94	11.01	55.45	5.74 [5.68]
	1:1	0.94	10.88	61.77	6.32 [6.24]
	0.75:1	0.93	10.01	48.06	4.47 [4.39]
	0.5:1	0.92	7.81	40.24	2.89 [2.81]

Table 2. Photovoltaic performance of SM:PC₇₁BM devices at different weight ratios. ^aAverage values of ten devices.

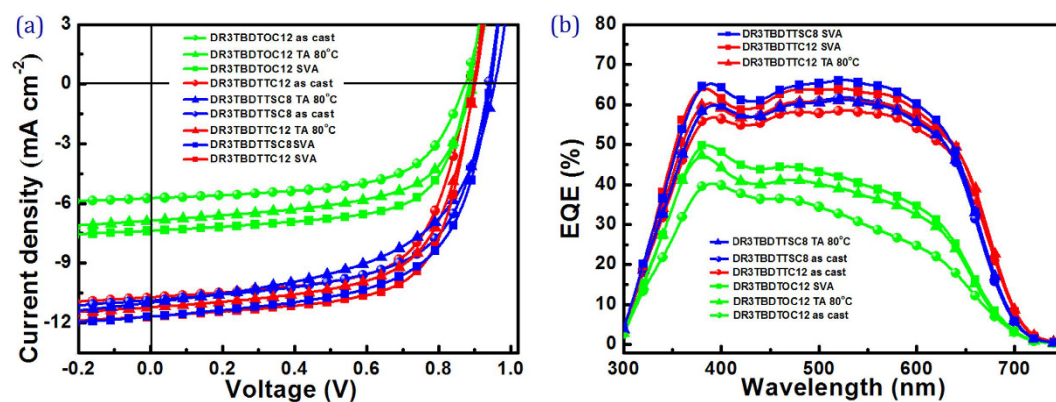


Figure 5. (a) *J*-*V* characteristics and (b) EQE curves of the devices based on SM:PC₇₁BM (w:w, 1:1) as cast, 80°C TA for 10 min and SVA with CF for 1 min.

1:1, 0.75:1 and 0.5:1, all three SM-OSCs present the maximal PCE values at SM:PC₇₁BM weight ratio of 1:1. This weight ratio was thus adopted in the following device optimization. A close look at the device performance

Material	Treatment	V_{oc} [V]	J_{sc} [mA cm^{-2}]	FF [%]	PCE [%] ^a
DR3TBDTOC12	As cast	0.87	5.74	62.18	3.11 [3.07]
	80 °C annealing	0.89	6.89	60.82	3.73 [3.68]
	CF vapor annealing	0.88	7.38	65.39	4.25 [4.18]
DR3TBDTTC12	As cast	0.89	10.73	63.92	6.10 [5.48]
	80 °C annealing	0.90	11.23	62.98	6.37 [6.32]
	CF vapor annealing	0.90	11.69	66.48	6.99 [6.92]
DR3TBDTTC8	As cast	0.94	10.88	61.77	6.32 [6.24]
	80 °C annealing	0.96	11.01	54.09	5.72 [5.65]
	CF vapor annealing	0.94	11.70	61.61	6.78 [6.69]

Table 3. Photovoltaic performance of SM:PC₇₁BM (1:1, w/w) OSCs with different treatment. ^aAverage values of ten devices.

of three SMs under same conditions, one can find that 2-D BDT based SMs delivered much higher photovoltaic performance than DR3TBDTOC12 ones, which was consistent with their optical and electrochemical performance. The SM:PC₇₁BM (1:1, w-w) devices contributed the maximal PCE of 3.11%, 6.10%, and 6.32% for DR3TBDTOC12, DR3TBDTTC12 and DR3TBDTTC8, respectively.

Compared with DR3TBDTOC12 devices, DR3TBDTTC12 and DR3TBDTTC8 based devices showed higher V_{oc} values, especially DR3TBDTTC8 exhibited the highest V_{oc} (~0.93 V). The rather high V_{oc} values of 2-D BDT SMs are attributed to their lower-lying HOMO level (Table 1). More importantly, the 2-D BDT based SM-OSCs exhibited much improved J_{sc} and FF values than DR3TBDTOC12 devices, indicating the beneficial of conjugated side-chains in promoting anisotropic charge transportation in active layer^{24,39}.

The SM:PC₇₁BM devices were further optimized using thermal annealing (TA)¹⁸ and solvent vapor annealing (SVA)¹⁰ treatment. The photovoltaic parameters are summarized in Table 3. By annealing the active layer at 80 °C for 10 min, DR3TBDTOC12 and DR3TBDTTC12 based OSCs showed greatly improved PCEs, where J_{sc} exhibited dramatic improvement and V_{oc} presented slight enhancement. The FF values of all devices, however, decreased after TA treatment. DR3TBDTTC12:PC₇₁BM devices after TA treatment showed a highest PCE of 6.37%, with a J_{sc} of 11.23 mA cm⁻², a V_{oc} of 0.90 V, and a FF of 62.98%. DR3TBDTTC8 based devices, however, exhibited slightly decreased PCE after annealing, mainly attributed to the great decrease in FF value.

SVA with CF vapor was also explored for the optimization of SM-OSCs. All devices after SVA showed higher PCEs than devices as cast and annealed, mainly due to the improved J_{sc} values. DR3TBDTTC12:PC₇₁BM treated by CF gave a PCE of 6.99%, while a PCE of 6.78% was obtained for DR3TBDTTC8 device. The DR3TBDTOC12 devices treated by CF also gave a greatly increased PCE of 4.25%. Although DR3TBDTTC8 based OSC based displayed the highest J_{sc} of 11.70 mA cm⁻² and V_{oc} of 0.94 V, the relatively low FF (61.61%) restricted the device performance. It should be noted that 2-D BDT cored SMs have better photovoltaic performance than 1-D BDT cored SM. The introduction of sulfur atom in side chain may afford devices with higher V_{oc} and J_{sc} , providing great potential to achieve high performance OSCs.

To investigate the difference of J_{sc} values in the three BHJ SM-OSCs, the hole mobility of the molecules was measured by the method of organic field effect transistor (OFET). P DR3TBDTOC12, DR3TBDTTC12 and DR3TBDTTC8 showed hole mobilities of 3.73 × 10⁻⁵ cm² V⁻¹ s⁻¹, 1.02 × 10⁻³ cm² V⁻¹ s⁻¹ and 7.25 × 10⁻⁴ cm² V⁻¹ s⁻¹ and, respectively (Figure S1 in the Supporting Information). The one-magnitude lower hole mobility of DR3TBDTOC12 could be attributed to its lower J_{sc} in BHJ cells in comparison to DR3TBDTTC12 and DR3TBDTTC8. The extended conjugation along side-chains of 2-BDT core is thus beneficial for higher hole transfer.

Figure 5b shows the external quantum efficiency (EQE) of the best SM-OSC devices under different treatments as a function of wavelength, which is consistent with the UV-vis absorption spectra of SM:PC₇₁BM. Three SMs exhibited EQE spectra covering a broad absorption from 300 nm to 700 nm. The EQE spectrum of DR3TBDTTC8 and DR3TBDTTC12 extends further to the red than DR3TBDTOC12, consistent with the insertion of thienyl and thiothienyl side chain leading to extended red absorption in these SMs as shown in Fig. 2c. Convolution of the EQE spectrum with AM1.5 solar spectrum^{18,19} afforded the calculated J_{sc} in good agreement (±0.5 mA cm⁻²) with those measured (7.38, 11.69, and 11.70 mA cm⁻²) under AM1.5 simulated sunlight (Table 3).

In comparison, DR3TBDTTC8 and DR3TBDTTC12 based devices show 10~20% higher EQE values than DR3TBDTOC12 in a wide wavelength range of 350~700 nm, which result in higher J_{sc} values in 2-D BDT based SMs devices. Especially, DR3TBDTTC8 based devices exhibit EQE over 60% in wavelength band ranging from 380 to 650 nm with SVA treatment. In comparison, DR3TBDTOC12 based devices is below 50% and it shows much lower intensity in the range of 450~700 nm, which is related to the intermolecular charge transfer (ICT) between D and A units of SMs. These results are echoing the results of UV-vis absorption and prove that the incorporation of conjugated side chains onto BDT core could effectively intensify the EQE response and thus significantly improve the photoconversion efficiency for the devices.

To gain the insight into the mechanism responsible for the improved performance for the SM-OSCs with SVA treatment, the photocurrent versus effective voltage ($J_{ph} - V_{eff}$) curves and the dark $J-V$ characteristic curves has been investigated and shown in Fig. 6. All devices showed low dark current density under the reverse bias, indicating an effectively restrain of leakage current, which may provide effective charge carriers transport in

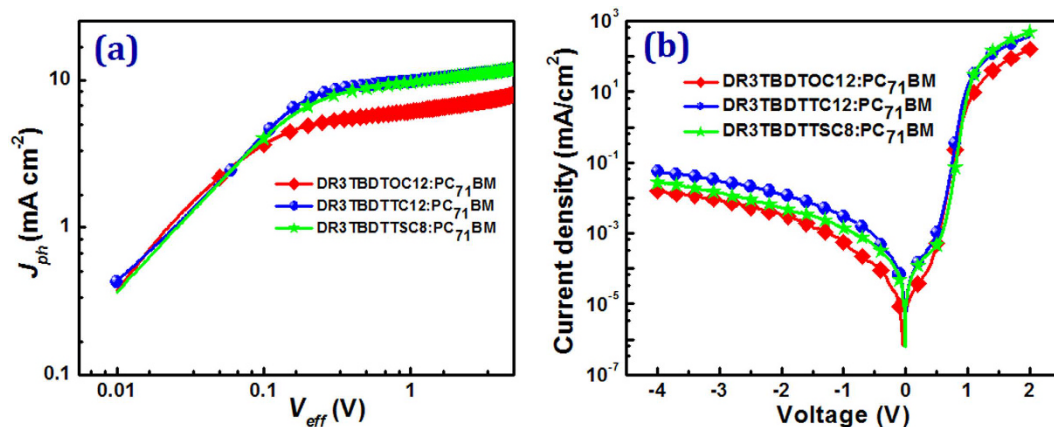


Figure 6. (a) The $J_{ph} - V_{eff}$ curves and (b) dark $J - V$ characteristic curves of SMs:PC₇₁BM(1:1, w:w) OSCs treated with CF vapor annealing.

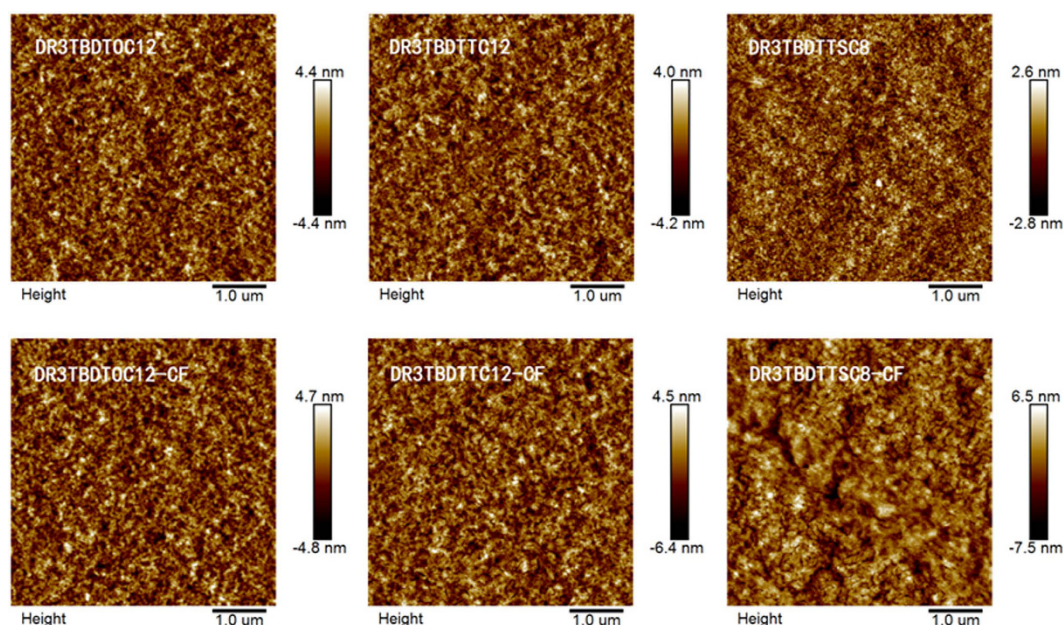


Figure 7. AFM morphology of SM:PC₇₁BM blend films as cast (top panel) and after CF vapor annealing (bottom panel).

blend layers^{40,41}. As we know, the J_{ph} is defined as the difference between the current density under illumination (J_L) and the current density in the dark (J_D), thus $J_{ph} = J_L - J_D$. V_{eff} is defined as $V_{eff} = V_o - V_a$. V_o is the voltage at which $J_{ph} = 0$ and V_a is the applied bias voltage^{18,42}. Compared to devices based on DR3TBDTOC12 and DR3TBDTTC12, it was apparent that J_{ph} value of DR3TBDTSC8 based device showed a stronger field dependence. SM-OSCs based on DR3TBDTOC12 and DR3TBDTTC12 showed higher J_{ph} and rapidly reached a saturation state (J_{sat}) at relatively low V_{eff} (ca. 0.23 V), while 0.38 V for DR3TBDTSC8 based device. These results suggest a more severely geminate and/or bimolecular recombination and/or less efficient interfacial contact occurring at DR3TBDTSC8 devices, thus leading to a lower FF^{18,42,43}.

Morphology. To further understand the enhanced photovoltaic performance of SM-OSCs with CF vapor annealing, the surface topography images of SM:PC₇₁BM(1:1, w/w) blend films have been observed using tapping-mode AFM (Fig. 7). Networks of fibrils with diameters of ~10 nm (commensurating with the exciton diffusion length¹³) are observed for all SM:PC₇₁BM blend films, which favour high exciton diffusion/dissociation efficiency in the active layers of OSCs⁴⁴. Upon SVA, more pronounced difference is observed for DR3TBDTSC8:PC₇₁BM films, though fibrillar network morphology was retained and even strengthened for the rest two blend films. The phase-separated morphology of DR3TBDTSC8:PC₇₁BM blend significantly coarsened, with larger domain size (40~80 nm) observed. Thus, DR3TBDTSC8:PC₇₁BM blend may have higher probability of exciton recombination before reaching the donor-acceptor interface, resulting in low FF for the device.

The root-mean-square (RMS) roughness of the surface of blend films as cast is 1.23, 1.17 and 0.762 nm for **DR3TBDTOC12:PC₇₁BM**, **DR3TBDTTC12:PC₇₁BM**, and **DR3TBDTTC8:PC₇₁BM**, respectively. After SVA with CF, the RMS roughness of surface for the corresponding blend films increased to 1.33, 1.53, and 1.93 nm. Although the RMS roughness slightly increased after CF vapor annealing, the performance of devices still improved, that may be ascribed to the improvement of the miscibility in films, a more continuous and homogeneous network could be seen in the photographs^{45,46}.

Further device optimization by screening appropriate solvents for SVA is under way. For polymer OSCs, it is reported that SVA can fine-tuning the morphology in the active layer due to the penetration of solvent vapor into polymer/fullerene blends to lower the glass transition temperature of polymer to facilitate the morphology evolution. Hole mobility was improved for the polymer/fullerene blends⁴⁴. When applying SVA for molecule OSCs, the morphology evolution will be mainly determined by phase separation and molecule crystallization and growth. The systematic study of morphology change with SVA treatment revealed that the presence of solvent molecules inside the BHJ thin film promotes the mobility of both donor and acceptor molecules, leading to crystallization and aggregation, which are important in modulating the thin film morphology¹⁰.

Conclusion

Three novel SMs based on alkoxy, alkylthienyl and alkylthiothienyl substituted BDT core unit were designed for photovoltaic application. This side-chain engineering exerts subtle but measurable effect on the UV absorption, bandgaps and energy levels of the SMs. The XRD analysis and molecular simulation revealed that the conjugated side chains facilitated densely packing along interchains for 2-D BDT cored SMs. The pristine SM-OSCs with a structure of ITO/PEDOT:PSS/SM:PC₇₁BM/PFN/Al obtained a PCE of 3.11%, 6.10% and 6.32%, respectively, without any treatment. Thermal annealing and chloroform vapor annealing were effective approaches device optimization. The device PCEs were improved to 4.25%, 6.99% and 6.78% for three SM-OSCs after solvent vapor annealing. The introduction of sulfur atom in side chain of BDT afforded the OSCs with higher V_{oc} and J_{sc} values. 2-D BDT based SMs with sulfur atom in side chain were demonstrated as good candidate for high performance OSCs.

References

- Wu, J. S., Cheng, S. W., Cheng, Y. J. & Hsu, C. S. Donor-acceptor conjugated polymers based on multifused ladder-type arenes for organic solar cells. *Chem. Soc. Rev.* **44**, 1113–1154 (2015).
- Bian, L., Zhu, E., Tang, J., Tang, W. & Zhang, F. Recent progress in the design of narrow bandgap conjugated polymers for high-efficiency organic solar cells. *Prog. Polym. Sci.* **37**, 1292–1331 (2012).
- Chen, Y., Wan, X. & Long, G. High performance photovoltaic applications using solution-processed small molecules. *Acc. Chem. Res.* **46**, 2645–2655 (2013).
- Coughlin, J. E., Henson, Z. B., Welch, G. C. & Bazan, G. C. Design and synthesis of molecular donors for solution-processed high-efficiency organic solar cells. *Acc. Chem. Res.* **47**, 257–270 (2014).
- Li, Y. Molecular design of photovoltaic materials for polymer solar cells: toward suitable electronic energy levels and broad absorption. *Acc. Chem. Res.* **45**, 723–733 (2012).
- He, Z. *et al.* Single-junction polymer solar cells with high efficiency and photovoltage. *Nat. Photonics* **9**, 174–179 (2015).
- Ouyang, X., Peng, R., Ai, L., Zhang, X. & Ge, Z. Efficient polymer solar cells employing a non-conjugated small-molecule electrolyte. *Nat. Photonics* **9**, 520–524 (2015).
- Cui, C. *et al.* High-performance organic solar cells based on a small molecule with alkylthio-thienyl-conjugated side chains without extra treatments. *Adv. Mater.* **27**, 7469–7475 (2015).
- Kan, B. *et al.* A series of simple oligomer-like small molecules based on oligothiophenes for solution-processed solar cells with high efficiency. *J. Am. Chem. Soc.* **137**, 3886–3893 (2015).
- Li, M. *et al.* Subtle balance between length scale of phase separation and domain purification in small-molecule bulk-heterojunction blends under solvent vapor treatment. *Adv. Mater.* **27**, 6296–6302 (2015).
- Lim, N. *et al.* High-performance organic solar cells with efficient semiconducting small molecules containing an electron-rich benzodithiophene derivative. *Chem. Mater.* **26**, 2283–2288 (2014).
- Lan, S.-C. *et al.* Symmetry and coplanarity of organic molecules affect their packing and photovoltaic properties in solution-processed solar cells. *ACS Appl. Mater. Interfaces* **6**, 9298–9306 (2014).
- Proctor, C. M., Kuik, M. & Nguyen, T.-Q. Charge carrier recombination in organic solar cells. *Prog. Polym. Sci.* **38**, 1941–1960 (2013).
- Guo, X. *et al.* Polymer solar cells with enhanced fill factors. *Nat. Photonics* **7**, 825–833 (2013).
- Liu, F. *et al.* Characterization of the morphology of solution-processed bulk heterojunction organic photovoltaics. *Prog. Polym. Sci.* **38**, 1990–2052 (2013).
- Sun, Y., Welch, G. C., Leong, W. L., Takacs, C. J. & Bazan, G. C. Solution-processed small-molecule solar cells with 6.7% efficiency. *Nat. Mater.* **11**, 44–48 (2012).
- Wessendorf, C. D. *et al.* Efficiency improvement of solution-processed dithienopyrrole-based A-D-A oligothiophene bulk-heterojunction solar cells by solvent vapor annealing. *Adv. Energy Mater.* **4**, 1400266 (2014).
- Zhang, Q. *et al.* Small-molecule solar cells with efficiency over 9%. *Nat. Photonics* **9**, 35 (2015).
- Sun, K. *et al.* A molecular nematic liquid crystalline material for high-performance organic photovoltaics. *Nat. Commun.* **6**, 6013 (2015).
- Zhou, J. *et al.* Small molecules based on benzo[1,2-b:4,5-b']dithiophene unit for high-performance solution-processed organic solar cells. *J. Am. Chem. Soc.* **134**, 16345–16351 (2012).
- Zhou, J. *et al.* Solution-processed and high-performance organic solar cells using small molecules with a benzodithiophene unit. *J. Am. Chem. Soc.* **135**, 8484–8487 (2013).
- Love, J. A. *et al.* Silaindacenodithiophene-based molecular donor: morphological features and use in the fabrication of compositionally tolerant, high-efficiency bulk heterojunction solar cells. *J. Am. Chem. Soc.* **136**, 3597–3606 (2014).
- Liu, Y. *et al.* Solution-processed small-molecule solar cells: breaking the 10% power conversion efficiency. *Sci Rep* **3**, 3356 (2013).
- Ye, L., Zhang, S., Huo, L., Zhang, M. & Hou, J. Molecular design toward highly efficient photovoltaic polymers based on two-dimensional conjugated benzodithiophene. *Acc. Chem. Res.* **47**, 1595–1603 (2014).
- Liang, Y. & Yu, L. A new class of semiconducting polymers for bulk heterojunction solar cells with exceptionally high performance. *Acc. Chem. Res.* **43**, 1227–1236 (2010).
- Zhu, E. *et al.* Direct access to 4,8-functionalized benzo[1,2-b:4,5-b']dithiophenes with deep low-lying HOMO levels and high mobilities. *J. Mater. Chem. A* **2**, 13580 (2014).

27. Kim, K.-H. *et al.* Influence of intermolecular interactions of electron donating small molecules on their molecular packing and performance in organic electronic devices. *J. Mater. Chem. A* **1**, 14538–14547 (2013).
28. Ge, G. *et al.* Design and photovoltaic characterization of dialkylthio benzo[1,2-b:4,5-b']dithiophene polymers with different accepting units. *Phys. Chem. Chem. Phys.* **17**, 7848–7856 (2015).
29. Lin, Y., Li, Y. & Zhan, X. Small molecule semiconductors for high-efficiency organic photovoltaics. *Chem. Soc. Rev.* **41**, 4245–72 (2012).
30. Heeger, A. J. 25th anniversary article: Bulk heterojunction solar cells: understanding the mechanism of operation. *Adv. Mater.* **26**, 10–27 (2014).
31. Matsuo, Y. *et al.* Columnar structure in bulk heterojunction in solution-processable three-layered p-i-n organic photovoltaic devices using tetrabenzoporphyrin precursor and silylmethyl[60]fullerene. *J. Am. Chem. Soc.* **131**, 16048–16050 (2009).
32. Tang, W. *et al.* Conjugated copolymers based on fluorene-thieno[3,2-b]thiophene for light-emitting diodes and photovoltaic cells. *Macromolecules* **40**, 6164–6171 (2007).
33. Liu, Y. *et al.* Efficient solution processed bulk-heterojunction solar cells based a donor-acceptor oligothiophene. *J. Mater. Chem.* **20**, 2464–2468 (2010).
34. An, Q. *et al.* Simultaneous improvement in short circuit current, open circuit voltage, and fill factor of polymer solar cells through ternary strategy. *ACS Appl. Mater. Interfaces* **7**, 3691–3698 (2015).
35. Thompson, B. C. *et al.* Influence of alkyl substitution pattern in thiophene copolymers on composite fullerene solar cell performance. *Macromolecules* **40**, 7425–7428 (2007).
36. Chang, W.-H. *et al.* Side-chain tunability via triple component random copolymerization for better photovoltaic polymers. *Adv. Energy Mater.* **4**, 1300864 (2014).
37. Shibasaki, K., Tabata, K., Yamamoto, Y., Yasuda, T. & Kijima, M. Syntheses and photovoltaic properties of narrow band gap donor-acceptor copolymers with carboxylate-substituted benzodithiophene as electron acceptor unit. *Macromolecules* **47**, 4987–4993 (2014).
38. Yu, J. *et al.* Thiadiazole quinoxaline-based copolymers with ~1.0 eV bandgap for ternary polymer solar cells. *Polymer* **79**, 12–20 (2015).
39. Zhu, E. *et al.* Two-dimensional polyfluorenes bearing thienylenevinylene π -bridge-acceptor side-chains for photovoltaic cells. *J. Phys. Chem. C* **117**, 24700–24709 (2013).
40. Zhu, X. *et al.* Effect of solvent additive and ethanol treatment on the performance of PIDTDTQx:PC71BM polymer solar cells. *Sol. Energy Mater. Sol. Cells* **132**, 528–534 (2015).
41. An, Q. *et al.* Improved efficiency of bulk heterojunction polymer solar cells by doping low-bandgap small molecules. *ACS Appl. Mater. Interfaces* **6**, 6537–6544 (2014).
42. Lu, L., Xu, T., Chen, W., Landry, E. S. & Yu, L. Ternary blend polymer solar cells with enhanced power conversion efficiency. *Nat. Photonics* **8**, 716–722 (2014).
43. An, Q. *et al.* Efficient small molecular ternary solar cells by synergistic optimized photon harvesting and phase separation. *J. Mater. Chem. A* **3**, 16653–16662 (2015).
44. Li, W. W. *et al.* J. Effect of the fibrillar microstructure on the efficiency of high molecular weight diketopyrrolopyrrole-based polymer solar cells. *Adv. Mater.* **26**, 1566–1570 (2014).
45. Mishra, A. & Bäuerle, P. Small molecule organic semiconductors on the move: promises for future solar energy technology. *Angew. Chem. Int. Ed.* **51**, 2020–2067 (2012).
46. Xiao, Z. *et al.* Hydrogen bonding in bulk heterojunction solar cells: A case study. *Sci. Rep.* **4**, 5701 (2014)

Acknowledgements

The authors would like to acknowledge the support from the National Natural Science Foundation of China (Grant No. 51573077, 61377029), Program for New Century Excellent Talents in University (NCET-12-0633), Fundamental Research Funds for the Central Universities (2015YJS178), Beijing Natural Science Foundation (2122050), the Jiangsu Province Natural Science Foundation for Distinguished Young Scholars (BK20130032) and A Project Funded by the Priority Academic Program Development (PAPD) of Jiangsu Higher Education Institutions.

Author Contributions

W.T. conceived the work. X.Y., Q.A., J.Y., F.G., Y.G. and Z.X. performed the experiments. L.B., B.Z., L.X., F.Z. and W.T. analyzed the data and prepared the manuscript.

Additional Information

Supplementary information accompanies this paper at <http://www.nature.com/srep>

Competing financial interests: The authors declare no competing financial interests.

How to cite this article: Yin, X. *et al.* Side-chain Engineering of Benzo[1,2-b:4,5-b']dithiophene Core-structured Small Molecules for High-Performance Organic Solar Cells. *Sci. Rep.* **6**, 25355; doi: 10.1038/srep25355 (2016).



This work is licensed under a Creative Commons Attribution 4.0 International License. The images or other third party material in this article are included in the article's Creative Commons license, unless indicated otherwise in the credit line; if the material is not included under the Creative Commons license, users will need to obtain permission from the license holder to reproduce the material. To view a copy of this license, visit <http://creativecommons.org/licenses/by/4.0/>