

ARTICLE

<https://doi.org/10.1038/s41467-019-12403-2>

OPEN

Photoredox-catalyzed oxo-amination of aryl cyclopropanes

Liang Ge¹, Ding-Xing Wang¹, Renyi Xing¹, Di Ma¹, Patrick J. Walsh ^{2*} & Chao Feng ^{1*}

Cyclopropanes represent a class of versatile building blocks in modern organic synthesis. While the release of ring strain offers a thermodynamic driving force, the control of selectivity for C–C bond cleavage and the subsequent regiochemistry of the functionalization remains difficult, especially for unactivated cyclopropanes. Here we report a photoredox-coupled ring-opening oxo-amination of electronically unbiased cyclopropanes, which enables the expedient construction of a host of structurally diverse β -amino ketone derivatives. Through one electron oxidation, the relatively inert aryl cyclopropanes are readily converted into reactive radical cation intermediates, which in turn participate in the ensuing ring-opening functionalizations. Based on mechanistic studies, the present oxo-amination is proposed to proceed through an S_N2 -like nucleophilic attack/ring-opening manifold. This protocol features wide substrate scope, mild reaction conditions, and use of dioxygen as an oxidant both for catalyst regeneration and oxygen-incorporation. Moreover, a one-pot formal aminoacylation of olefins is described through a sequential cyclopropanation/oxo-amination.

¹Institute of Advanced Synthesis (IAS), School of Chemistry and Molecular Engineering, Nanjing Tech University, 30 South Puzhu Road, 211816 Nanjing, P. R. China. ²Roy and Diana Vagelos Laboratories, Department of Chemistry, University of Pennsylvania, 231 South 34th Street, Philadelphia, PA 19104, USA.
*email: pwalsh@sas.upenn.edu; iamcfeng@njtech.edu.cn

Cyclopropanes are versatile building blocks in modern organic synthesis, because their unique bonding and high ring strain confers diverse possibilities for ring-opening and elaboration^{1–3}. Although the release of ring strain offers a thermodynamic driving force, the control of selectivity for C–C bond cleavage and the subsequent regiochemistry of the functionalization remains difficult. To meet this challenge, a variety of strategies have been devised (Fig. 1a). Among these, heavily functionalized donor–acceptor cyclopropanes (DACs) constitute a privileged class and are predisposed to both facile and selective ring-opening reactions, particularly under Lewis acid catalysis^{4–9}. In contrast, the ring-opening functionalization of electronically unbiased cyclopropanes is much more difficult, especially in a regioselective fashion. In this respect, transition-metal catalysis enables ring-opening through either oxidative addition or β -carbon elimination manifolds^{10–13}. While promising, specific directing groups or chelating functionalities are usually essential for controlling site-selectivity in metal promoted C–C bond cleavages. Another strategy to activate cyclopropanes takes advantage of their alkene-like reactivity, enabling electrophilic activation with Lewis acidic species. While efficacious protocols in this area have been recently disclosed^{14–19}, the scope of the nucleophilic components remains limited. Notwithstanding the advances outlined above, the development of protocols for the selective ring-opening and functionalization of non-activated cyclopropanes is a problem that is largely unsolved.

During the past decade, visible-light-promoted photoredox catalysis has emerged as a powerful technique for enabling otherwise difficult synthetic transformations^{20–26}. In 2014, Nicewicz and co-workers reported seminal work on intermolecular anti-Markovnikov hydroamination of alkenes by photoredox catalysis, wherein an alkene radical cation intermediate is generated upon single electron oxidation and then undergoes nucleophilic addition by amine derivatives (Fig. 1b)²⁷. Based on this work, we employed single electron oxidation of *gem*-difluoroalkenes to accomplish the fluoroallylation reaction²⁸. With these precedents in mind, we hypothesized that the selective

ring-opening/functionalization of aryl cyclopropanes might be possible through photoredox catalysis. As background, high-energy light-driven or strong oxidant-mediated ring-opening functionalization of unactivated cyclopropanes through radical cation intermediates have been reported^{29–36}, and photoredox functionalizations of electronically activated cyclopropanes are also known^{37–49}. In contrast, the visible-light photoredox catalysis approach for synthetic elaboration of relatively unreactive cyclopropanes is uncharted (Fig. 1c). We rationalize that the photoredox-enabled single electron oxidation of such molecules would provide access to transient aryl radical cation intermediates under mild conditions^{50–61}. The resulting aryl radical activates the adjacent cyclopropane motif towards intermolecular nucleophilic attack, providing a path for C–C bond cleavage and functionalization.

With our continuing interest in developing original synthetic transformations using photoredox catalysis, we present herein the example of a photocatalytic ring-opening 1,3-oxo-amination of unactivated cyclopropanes using molecular oxygen and azaarene nucleophiles (Fig. 1c)^{28,62,63}. Notable features of this approach include: (1) aryl cyclopropanes are readily oxidized via SET to aryl radical cations, which activate the otherwise relatively inert neighboring cyclopropane motif; (2) dioxygen has a dual role in this transformation: it acts as an oxidant for catalyst regeneration and serves to oxygenate the benzylic radical intermediate; (3) the products are β -azaaryl ketones, which are core structural motifs in naturally occurring molecules and also represent key building blocks in organic synthesis^{64,65}; and (4) a one-pot formal aminoacylation of simple alkenes is accomplished through a cascade cyclopropanation/oxo-amination (Fig. 1d)^{66,67}.

Results

Reaction optimization. To probe our hypothesis, cyclic voltammetry measurements of aryl cyclopropane substrate **1a** were conducted, which indicated the oxidative potential of **1a** being around 1.30 V (vs. saturated calomel electrode in MeCN). Based on this measurement, the model reaction between **1a** and pyrazole **2a** was attempted under air in the presence of selected photocatalysts with relatively high oxidation potentials (PC-I to PC-VII, Table 1). After extensive investigation of reaction parameters (selected examples listed in Table 1), we were pleased to find that using Acr⁺-Mes (PC-I, $E_0^{1/2} = +2.06$ V vs. SCE in MeCN)⁶⁸ as the photocatalyst and blue LEDs as the light source, the model reaction in DCE gave the desired β -amino ketone **3a** in 64% yield (Table 1, entry 1). Subsequent examination of various photocatalysts led to [Ir(dF(CF₃)ppy)₂(4,4'-dCF₃bpy)](PF₆) (PC-III, $E_0^{1/2} \text{III}^*/\text{III} = +1.65$ V vs. SCE in MeCN)⁶⁹ as the best choice (Table 1, entries 2–6). Further fine tuning of the reaction conditions, including the replacement of the air atmosphere with dioxygen, lowering the catalyst loading and adding 4 Å molecular sieves (Table 1, entries 7–9), eventually led to the formation of product **3a** in 85% yield (see Supplementary Tables 1–8). Notably, control experiments clearly demonstrated the need for both the photoredox catalyst and light irradiation (Table 1, entries 10 and 11).

Oxo-amination of aryl cyclopropanes. With the optimized reaction conditions in hand (Table 1, entry 9), the reaction scope of cyclopropane substrates was investigated using pyrazole **2a** as the azaarene reaction partner. As presented in Table 2, a variety of aryl cyclopropanes bearing *gem*-dimethyl substituents were initially examined. Among these, cyclopropanes possessing electron-donating groups on the *para*-position of the phenyl ring, such as methoxy (**3aa**), alkyl (**3ca**, **3da**), and 4-Ph (**3ah**), reacted smoothly and provided the corresponding β -amino ketones in

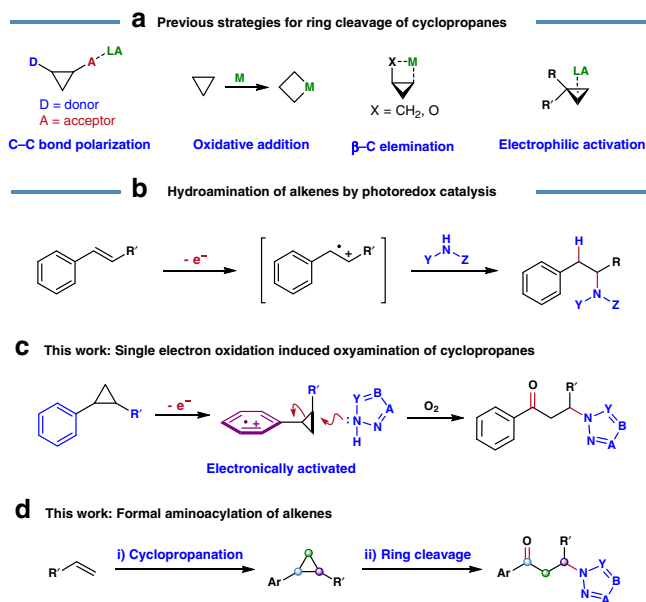
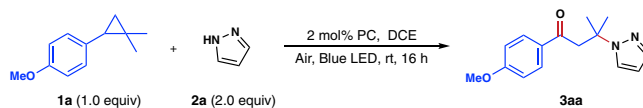
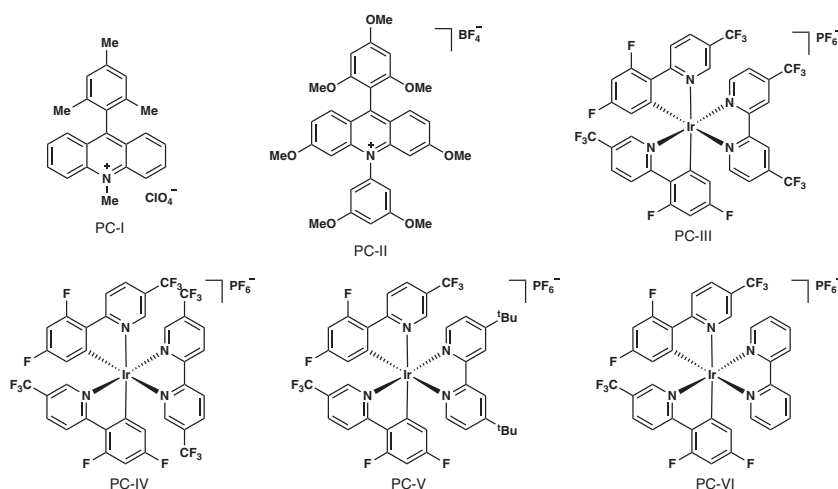


Fig. 1 Synthetic elaboration of cyclopropanes and alkenes. **a** Reported strategies for ring-opening functionalization of cyclopropanes. **b** Hydroamination of alkenes by photoredox catalysis. **c** Oxo-amination of unactivated aryl cyclopropanes. **d** One-pot aminoacylation of alkenes

Table 1 Reaction conditions optimization^a

Entry	Catalyst	Yield (%)
1	PC-I	64
2	PC-II	0
3	PC-III	68
4	PC-IV	65
5	PC-V	47
6	PC-VI	57
7	PC-III	74 ^b
8	PC-III	85 ^{b, c}
9	PC-III	85 ^{b, c, d}
10	PC-III	0 ^e
11	-	0



PC photoredox catalyst, DCE 1,2-dichloroethane

^aReactions were performed with **1a** (0.1 mmol), **2a** (0.3 mmol), photocatalyst (2 mol%) in 1,2-dichloroethane (0.5 mL), irradiating with 15 W blue LEDs under an air atmosphere at room temperature for 16 h. Yields were determined by ¹H NMR using 1,1,2,2-tetrachloroethane as internal standard

^bUnder O₂ atmosphere

^cWith 4 Å molecular sieves

^d0.2 mol% photoredox catalyst was used

^eEither without irradiation or under N₂ atmosphere

good yields (65–80%). In the case of 4-bromophenyl substrate **1b**, which exhibits relatively high oxidation potential, oxo-amination proceeded in 80% yield, although a prolonged reaction time (48 h) was required for complete conversion (**3ba**). Interestingly, compared with the reaction of the parent **1a**, the 3-OMe and 2-OMe-derived substrates reacted more slowly (**3fa** and **3ga**, 72% and 62% yield, respectively). In the bis(cyclopropyl)arene **1i**, good selectivity for ring opening/functionalization at the most substituted carbon of the more substituted cyclopropyl group was observed, providing 56% yield of **3ia**. Cyclopropanes with disubstituted aryl motifs were generally good substrates (**1j–1o**), affording products in good yields even if one of the substituents was moderately (**3ja–3pa**) or strongly electron withdrawing, such as an ester or ketone (**3oa**, **3ta**). Cyclopropanes decorated with fused aromatic substituents engaged in this transformation, albeit with diminished yield (46%, **3qa**). Heterocycles are important structural motifs in medicinal chemistry. We were delighted to find that benzofuran derivatives, among others, afforded the desired products in moderate to good yields (39–74%, **3ra–3ta**). Here again, good selectivity was obtained in the opening of the bis(cyclopropane) derivative to give **3sa**.

To test if the *gem*-dimethyl substituents were necessary for the success of this reaction, we employed the monosubstituted cyclopropane, 1-cyclopropyl-4-methoxybenzene. The oxo-amination product **3ua** was generated in 60% yield. Aryl cyclopropanes possessing *gem*-dialkyl groups, such as ethyl and cyclopropyl provided **3va** and **3wa** in 44% and 69% yields, respectively. A series of spirocyclic substrates were also amenable to this reaction, providing the desired cycloalkyl amine derivatives in moderate yields (42–49%), regardless of the size of the spirocycles (**3xa–3aaa**). Aryl cyclopropanes bearing a single aliphatic substituent, irrespective of the relative *trans/cis* stereochemistry, were fine substrates (**3aba–3aja**, 42–65% yield). The tolerance of functional groups, such as ester, amide, silyl ether, bromide, etc., in these substrates indicates the generality of the transformation. One limitation is nearby electron-withdrawing groups. When $-\text{CH}_2\text{OAc}$ was tethered to the cyclopropane (**1ak** and **1al**), reactions under the standard conditions furnished products **3aka** and **3ala** in 20–22% yield. Interestingly, in the case of **1ak** bearing an OMe *para* to the cyclopropyl group, nucleophilic aromatic substitution resulting in displacement of the 4-OMe by the azaarene was the major side reaction. We

Table 2 Substrate scope of photoredox-catalyzed oxo-amination of aryl cyclopropanes

Reaction scheme: **1a-1ay** (1.0 equiv) + **2a-2al** (2.0 equiv) $\xrightarrow[O_2, DCE, Blue\ LED, rt, 16-48\ h]{0.2\ mol\%\ PC-III, 4\ \text{\AA}\ MS}$ **3**

Structure of PC-III:

Aryl Cyclopropanes | Amine = pyrazole

3aa, 80%
3ba, *R* = 4-Br, 80%
3ca, *R* = 4-Me, 65%
3da, *R* = 4-tBu, 77%
3ea, *R* = H, 34%

3fa, *R* = 3-OMe, 72%
3ga, *R* = 2-OMe, 62%
3ha, *R* = 4-Ph, 73%
3ia, *R* = 4-cyclopropane, 56%

3ja, *R* = F, 74%
3ka, *R* = Cl, 71%
3la, *R* = Br, 82%

3ma, *R* = Me, 48%
3na, *R* = OMe, 42%
3oa, *R* = CO₂Me, 71%

3pa, 60%
3qa, 46%
3ra, 50%
3sa, 39%
3ta, 74%

3ua, 60%
3va, 44%
3wa, 69%
3xa, *n* = 1, 42%
3ya, *n* = 2, 47%
3za, *n* = 3, 47%
3aa, *n* = 4, 49%

3aba, 47%

3aca, 65%
3ada, *R* = Ac, 62%
3aea, *R* = CONMe₂, 64%
3afa, *R* = TBS, 62%

3aga, 50%
3aha, 45%
3aia, *n* = 1, 42%
3aja, *n* = 2, 45%

3aka, *R* = OMe, 22%
3ala, *R* = t-Bu, 20%

3ama, 65%
3ana, 55%
3aoa, *R*¹, *R*² = H, 67%
3apa, *R*¹ = H, *R*² = OMe, 44%, 5.5:1 rr^a
3aqa, *R*¹ = CF₃, *R*² = OMe, 56%, 5:1 rr^a

3ara, 63%, 39:1 rr^a

3asa, 30%
3ata, 40%
3aua, 68%
3ava, 52%
3awa, 38%
3axa, 45%

Amines | Aryl Cyclopropanes = 1a, 1b or 1ay

3bb, 77%
3bc, 70%
3bd, 55%

3be, 53%
3bye, 33%
3bf, 44%

3bg, 21%
3bg', 30%
3bh, 24%
3bh', 40%
3bi, 37%

rr is regioisomeric ratio, represents the ratio of major isomer to the minor one
PC photocatalyst, DCE 1,2-dichloroethane, MS molecular sieves
^aThe isolated yield of the major isomer is listed

propose that the inductively electron-withdrawing group (EWG) renders the carbon atom of the cyclopropane less able to participate in stabilization of the arene radical cation and, therefore, less capable of undergoing nucleophilic attack by

azaarenes (also see the mechanistic studies below). When cyclopropanes bearing amino or alkoxy substituents were employed, however, the reaction occurred readily to provide a β-oxo amino derivative **3ama**, **3ana** in 65% and 55% yields,

respectively. These substituents can help to stabilize the radical cation intermediate.

We were curious about the utility, and especially the regioselectivity, when using 1,2-diaryl cyclopropanes substrates with two electronically distinct aryl groups. We found that these substrates were indeed viable in the oxo-amination (**3aoa–3ara**). In the case of unsymmetrical 1,2-diaryl cyclopropanes, the regioisomeric ratio (rr) was about 5:1, with the major isomer derived from attack of the nucleophile at the carbon of the cyclopropane bearing the more electron-donating aryl group. We propose that the positive charge of the radical cation intermediate is delocalized over the entire molecule. The attack of pyrazole targets the cyclopropane carbon with the more electron-donating aryl substituent, because the positive charge is more readily accommodated at that position.

Bicyclic cyclopropanes undergo the ring opening/functionalization reactions in 30–68% yield (**3asa–3axa**). It is noteworthy that these reactions furnish only the *trans* diastereomers, as judged by ¹H NMR. This outcome suggests that perhaps the nucleophilic attack proceeds via a concerted mechanism (see the mechanistic studies below for further discussion).

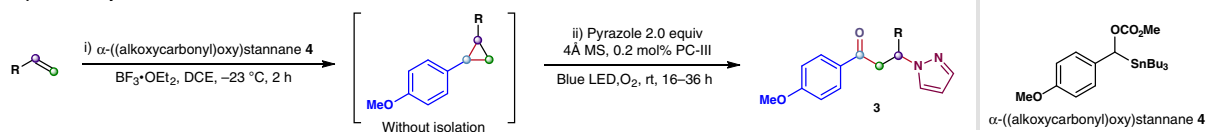
The scope of the *N*-nucleophiles in the oxo-amination was next briefly examined. It was found that pyrazole derivatives with four substituents, such as Br, Cl, and Me, took part in this reaction and afforded the products in moderate to good yields (**3bb–3bd**, 55–77%). When 3-TBS-substituted pyrazole was subjected to the standard reaction conditions, products **3be** and **3aye** were obtained in 33–53% yield, with the amination selectively occurring on the sterically more accessible nitrogen. In addition to pyrazoles, triazole derivatives also participated in this chemistry. While 1,2,4-triazole reacted selectively to deliver the product **3af** in 44%, the use of 1,2,3-triazole derivatives afforded two regioisomeric products (**3ag**, **3ag'** and **3ah**, **3ah'**) with good overall conversion.

It is worth pointing out the prerequisite for the success in this reaction is the efficient and selective single electron oxidation of aryl cyclopropane substrates. The aza-nucleophile cannot, therefore, interfere with this oxidation. Based on the oxidation

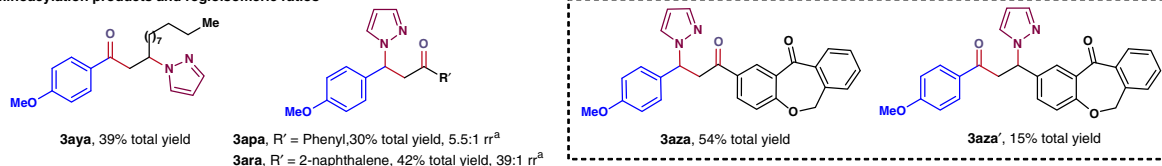
potentials of prospective amine nucleophiles (see Supplementary Table 9), trifluoromethanesulfonamide (TfNH₂) was identified as a potential nucleophile. As proof-of-concept, the amination product **3ai** was obtained in 37% unoptimized yield under the standard reaction conditions²⁷.

One-pot formal aminoacylation of alkenes. To streamline the synthesis of the oxo amination process, we wondered if it would be possible to merge the alkene cyclopropanation with our ring-opening functionalization. Fortunately, after considerable effort, we succeeded in integrating Yoshida's cyclopropanation protocol with our ring-opening oxo-amination, thus enabling a direct access to elaborated β -amino ketone derivatives from readily available alkene substrates⁷⁰. As shown in Fig. 2, the one-pot aminoacylation proceeded readily with aliphatic alkenes, delivering the desired β -amino ketone products in synthetically useful yields. For example, 1-dodecene participated in this cascade transformation to afford the product **3aya** in 39% yield over two steps. Aromatic alkenes, such as styrene and 2-vinylnaphthalene, also participated in this transformation. Here the major products **3apa** and **3ara** were formed by attack of the amine on the carbon bearing the more electron-rich aryl group, consistent with the reactions of unsymmetrical 1,2-diaryl cyclopropanes discussed above. Furthermore, this one-pot procedure accommodated relatively complex alkene substrates. When the isoxepac-derived terminal alkene was employed, the reaction delivered the desired product as a mixture of two regioisomers (**3aza**, **3aza'**) in 69% yield, with nucleophilic attack on the more electron-rich carbon of the cyclopropane predominating. In order to further explore the practicality of this cascade transformation, a gram-scale aminoacylation of 1-dodecene was pursued with a reduced catalyst loading (0.02 mol% PC-III). Pleasingly, the desired product **3aya** was isolated in 38% yield over two steps (1.15 g). This result demonstrates the potential of this method for the expedient assembly of a library of structurally diverse β -amino ketone derivatives from simple olefins, which

a One-pot aminoacylation of alkenes



b Aminoacylation products and regioisomeric ratios



c Gram-scale synthesis of 3aya

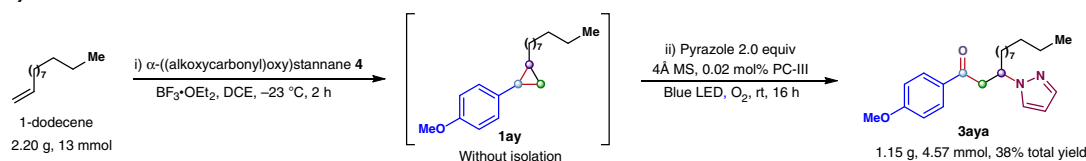


Fig. 2 Telescoped reactions and scale-up experiments. **a** One-pot formal aminoacylation of alkenes. **b** Additional products and their regioselectivity. **c** Gram-scale reaction to form **3aya**. ^aThe isolated yield of the major isomer is listed. rr is regioisomeric ratio, represents the ratio of major isomer to the minor one. PC photoredox catalyst, DCE 1,2-dichloroethane, MS molecular sieves

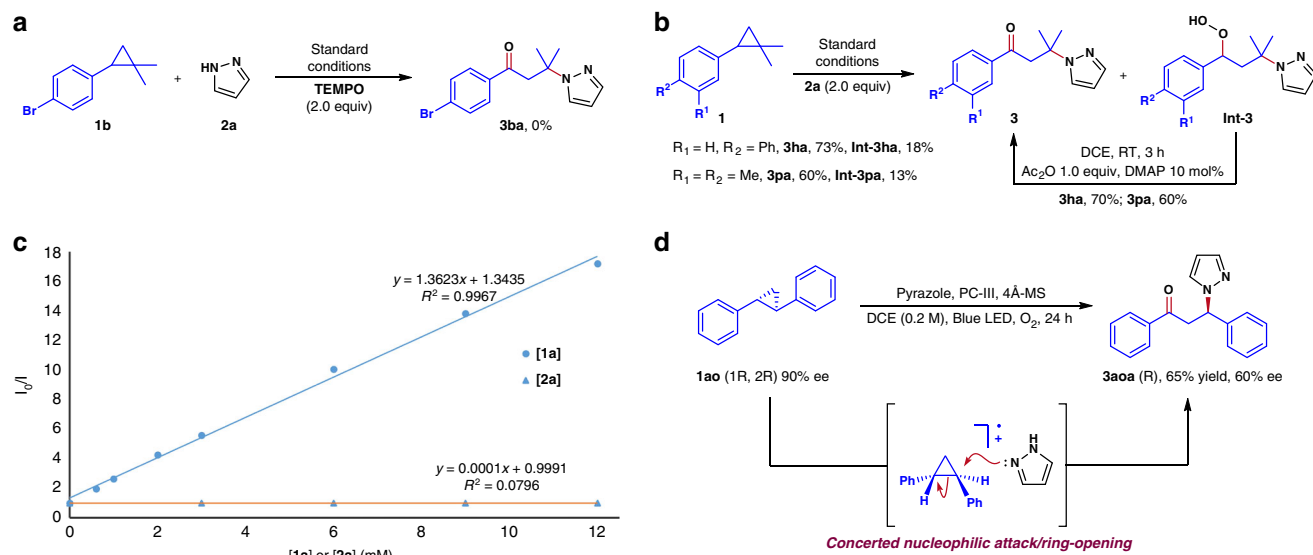


Fig. 3 Mechanistic investigations. **a** Inhibition by TEMPO of the reaction between **1b** and **2a**. **b** Isolation of hydroperoxide intermediates and their conversion to the products **3**. **c** Stern-Volmer fluorescence quenching study of **1a** and **2a**. **d** Experiments with enantiomerically enriched **1ao**. DCE 1,2-dichloroethane, MS molecular sieves, DMAP 4-*N,N*-dimethylaminopyridine

could be of importance in pharmaceutical-related research programs.

Mechanistic studies. We next set out to study the mechanism of this interesting transformation. First, control experiments conducted with intermittent light illumination indicated continuous irradiation is necessary to maintain conversion. To further probe the reaction pathway the reaction was conducted in the presence of TEMPO. In the event, reaction of **1b** and **2a** in the presence of stoichiometric TEMPO inhibited the oxo amination (Fig. 3a). These results are consistent with a radical mechanism. Furthermore, the reaction between **1a** and **2a** was determined to have a quantum yield of 0.14, discounting the involvement of a radical chain process (see Supplementary Discussion for details).

Insight into the oxo amination was also obtained through isolation of alkyl hydroperoxide intermediates. For example, in the case of **1h** and **1p**, hydroperoxide intermediates **Int-3ha** and **Int-3pa** were isolated, characterized, and transformed to the oxo amination products by treatment with acetic anhydride and catalytic DMAP (Fig. 3b). The hydroperoxides implicate the involvement of benzylic radicals that add to dioxygen⁷¹.

We next focused on the photoredox initiation of the reaction. Stern-Volmer fluorescence quenching experiments were carried out with cyclopropane **1a** and pyrazole **2a**. It was found that only cyclopropane **1a** effectively quenched the excited state photocatalyst PC-III (Fig. 3c).

To probe the cyclopropane ring cleavage step, enantiomerically enriched *trans*-1,2-diphenyl cyclopropane **1ao** (90% ee) was subjected to the standard reaction conditions, which resulted in the generation of product **3aoa** with 60% ee (Fig. 3d). This result indicates that the oxo-amination mainly proceeds through a concerted nucleophilic attack/ring-opening ($\text{S}_{\text{N}}2$ -like process). The erosion of stereochemistry could result from a minor contribution of ring-opening followed by nucleophilic attack (an $\text{S}_{\text{N}}1$ -like process). The possibility of racemization of enantiomerically enriched *trans*-1,2-diphenyl cyclopropane substrate through sensitization via triplet energy transfer, homolytic ring cleavage and radical recombination-based ring closure was also considered. To examine this

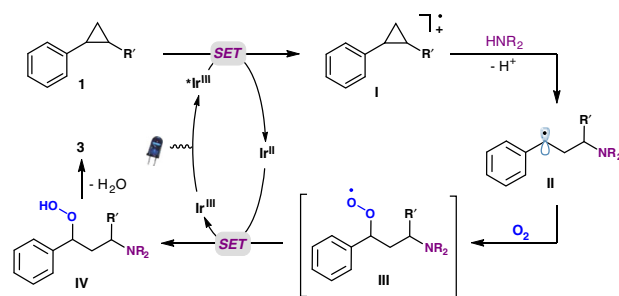


Fig. 4 Proposed reaction mechanism. Single electron oxidation of aryl cyclopropane **1** gives cation radical intermediate **I** with an activated cyclopropane. Reaction with the nucleophile provides intermediate **II**, which reacts with dioxygen ultimately affording the product **3**

possibility, the reaction of (*1R*, *2R*)-**1ao** was monitored by chiral phase HPLC. Following the ee as a function of time clearly demonstrated that the ee of both cyclopropane substrate and oxo-amination product degraded with time under the reaction conditions. Furthermore, the diastereoselective transformations of bicyclic substrates **3ava**–**3axa**, which gave *trans*-products, are also in accord with a concerted nucleophilic attack/ring-opening manifold. Taken together, we favor the concerted nucleophilic attack/ring-opening mechanism as the predominant pathway.

Based on the experimental results above, and in combination with the cyclic voltammetry experiments described earlier, a reaction mechanism for the oxo-amination of cyclopropanes is proposed (Fig. 4). Initially, excitation of the Ir catalyst generates the excited state $^* \text{Ir}^{\text{III}}$. Reductive quenching by the aryl cyclopropane **1** affords cyclopropyl aryl radical cation intermediate **I** and Ir^{II} . At this juncture, nucleophilic attack of pyrazole selectively targets the position better able to accommodate the positive charge to afford radical intermediate **II**. Intermediate **II** is trapped by dioxygen to deliver alkylperoxyl radical **III**. Single electron transfer (SET) between intermediate **III** and Ir^{II} regenerates Ir^{III} with concomitant formation of hydroperoxide **IV**, which is primed to undergo H_2O -elimination to provide the product **3**.

In the final stages of this manuscript submission, a related work by König and coworkers appeared using aryl cyclopropanes in the presence of HCl, HNO₃, and dioxygen under irradiation to provide 3-chloro-1-phenylpropan-1-one derivatives (ArCOCH₂CH₂-Cl)⁴². Here, a cyclopropyl aryl radical cation (**I**, Fig. 4, R' = H) was also proposed as the reactive intermediate, formed upon SET from the aryl cyclopropane to •Cl. Nucleophilic attack by chloride followed by reaction with dioxygen furnished the product. Although the products of our reaction and the König chemistry are distinct, and the classes of aryl cyclopropane substrates different (König's works only with the parent cyclopropyl group), these reactions have some common mechanistic intermediates, providing support for the proposed reaction pathway in Fig. 4.

Discussion

We have developed a photoredox-coupled oxo-amination of electronically unactivated aryl cyclopropanes. The key to success of this transformation hinges upon the selective oxidation of cyclopropyl arene substrates, activating them toward nucleophilic attack by azaaryl nucleophiles. The regioselectivity of attack on cyclopropyl radical cation intermediates is governed by the electronic effects of substituents on the cyclopropane ring. We envision that the strained C–C bond of the cyclopropyl group aligns with the pi-system of the aryl, with the greatest stabilization occurring when the carbon bearing the electron donating alkyl group(s) or electron donating aryl is involved in this interaction. This conformation results in elongation of the cyclopropane C–C bond, increasing the partial positive charge on the carbon bearing the electron donating substituents. The nucleophile then attacks at this carbon, forming the benzylic radical. Based on the results obtained in using enantiomerically enriched 1,2-*trans*-diphenyl cyclopropane (**1a0**) and also the outcomes of diastereoselective transformations of the bicyclic cyclopropanes (**1aV**–**1aX**), a concerted nucleophilic attack/ring-opening is favored as the dominant pathway.

Mechanistic and photophysical experiments, isolation of reaction intermediates, and cyclic voltammetry position us to propose a reasonable reaction mechanism (Fig. 4). The key step in the reaction is the initial SET from the aryl cyclopropane to the photoredox catalyst to generate cyclopropyl aryl radical cations under mild visible light conditions. Nucleophilic attack forms a benzylic radical that adds to dioxygen, ultimately generating the carbonyl group.

The reaction introduced herein is noteworthy because it employs readily available azaarenes and molecular oxygen as reagents and it rapidly introduces functionality. Furthermore, the products belong to the family of β-amino ketones, which are a well-known substructures in medicinal chemistry and are valuable building blocks in synthesis. By merging cyclopropanation with the present ring-opening difunctionalization, a one-pot protocol for the aminoacylation of simple alkenes is achieved. Given the abundance of methods to prepare diverse aryl cyclopropanes, we anticipate this method will be applicable to the synthesis of highly functionalized materials. Future efforts will be directed toward expanding the classes of nucleophiles and trapping electrophiles that participate in this difunctionalization reaction.

Methods

General procedure for oxo-amination of aryl cyclopropanes. To an oven dried 10 mL tube equipped with a stirring bar, cyclopropane **1** (0.2 mmol), pyrazole **2a** (0.4 mmol), photocatalyst [Ir(dF(CF₃)ppy)₂(4,4'-bpy)](PF₆) (PC-III) (0.5 mg, 0.2 mol%), 4 Å-MS (100 mg) and anhydrous DCE (1.0 mL, 0.2 M) were sequentially added at room temperature. The reaction tube was capped with rubber septum, charged with an O₂ balloon, and the resulting mixture was irradiated under 15 W blue LED light at room temperature. When the reaction was determined to be completed by TLC, the mixture was passed through a short pad of celite and rinsed

with DCM. The filtrate was evaporated to dryness under reduced pressure and the crude residue was purified by column chromatography on silica gel (PE:EtOAc = 9:1–4:1) to afford the desired product **3**.

Data availability

The authors declare that all the data supporting the findings of this study are available within the paper and its supplementary information files, or from the corresponding author upon request.

Received: 22 May 2019; Accepted: 3 September 2019;

Published online: 25 September 2019

References

1. Wong, H. N. C., Hon, M.-Y., Tse, C.-W. & Yip, Y.-C. Use of cyclopropanes and their derivatives in organic synthesis. *Chem. Rev.* **89**, 165–198 (1989).
2. Ebner, C. & Carreira, E. M. Cyclopropanation strategies in recent total syntheses. *Chem. Rev.* **117**, 11651–11679 (2017).
3. Tang, P. & Qin, Y. Recent applications of cyclopropane-based strategies to natural product synthesis. *Synthesis* **44**, 2969–2984 (2012).
4. Reissig, H.-U. & Zimmer, R. Donor–acceptor-substituted cyclopropane derivatives and their application in organic synthesis. *Chem. Rev.* **103**, 1151–1196 (2003).
5. Yu, M. & Pagenkopf, B. L. Recent advances in donor–acceptor (DA) cyclopropanes. *Tetrahedron* **61**, 321–347 (2005).
6. De Simone, F. & Waser, J. Cyclization and cycloaddition reactions of cyclopropyl carbonyls and imines. *Synthesis* **20**, 3353–3374 (2009).
7. Cavitt, M. A., Phun, L. H. & France, S. Intramolecular donor–acceptor cyclopropane ring-opening cyclizations. *Chem. Soc. Rev.* **43**, 804–818 (2014).
8. Schneider, T. F., Kaschel, J. & Werz, D. B. A new golden age for donor–acceptor cyclopropanes. *Angew. Chem. Int. Ed.* **53**, 5504–5523 (2014).
9. Grover, H. K., Emmett, M. R. & Kerr, M. A. Carbocycles from donor–acceptor cyclopropanes. *Org. Biomol. Chem.* **13**, 655–671 (2015).
10. Fumagalli, G., Stanton, S. & Bower, J. F. Recent methodologies that exploit C–C single-bond cleavage of strained ring systems by transition metal complexes. *Chem. Rev.* **117**, 9404–9432 (2017).
11. Wender, P. A., Gamber, G. G. & Williams, T. J. *Modern Rhodium-catalyzed Organic Reactions*. (Wiley-VCH: Weinheim, 2005) 263–299.
12. Soullart, L. & Cramer, N. Catalytic C–C bond activations via oxidative addition to transition metals. *Chem. Rev.* **115**, 9410–9464 (2015).
13. Chen, P.-H., Billett, B. A., Tsukamoto, T. & Dong, G. “Cut and sew” transformations via transition-metal-catalyzed carbon–carbon bond activation. *ACS Catal.* **7**, 1340–1360 (2017).
14. Wang, D., Xue, X.-S., Houk, K. N. & Shi, Z.-Z. Mild ring-opening 1,3-hydroborations of non-activated cyclopropanes. *Angew. Chem. Int. Ed.* **57**, 16861–16865 (2018).
15. Banik, S. M., Mennie, K. M. & Jacobsen, E. N. Catalytic 1,3-difunctionalization via oxidative C–C bond activation. *J. Am. Chem. Soc.* **139**, 9152–9155 (2017).
16. Gieuw, M. H., Ke, Z. & Yeung, Y.-Y. Lewis base-promoted ring-opening 1,3-dioxygenation of unactivated cyclopropanes using a hypervalent iodine reagent. *Angew. Chem. Int. Ed.* **57**, 3782–3786 (2018).
17. Ilchenko, N. O., Hedberg, M. & Szabó, K. J. Fluorinative ring-opening of cyclopropanes by hypervalent iodine reagents. An efficient method for 1,3-oxyfluorination and 1,3-difluorination. *Chem. Sci.* **8**, 1056–1061 (2017).
18. Zhang, Z.-Y. et al. B(C₆F₅)₃-catalyzed ring opening and isomerization of unactivated cyclopropanes. *Angew. Chem. Int. Ed.* **56**, 4028–4032 (2017).
19. Richmond, E. et al. Ring-opening hydroarylation of monosubstituted cyclopropanes enabled by hexafluoroisopropanol. *Chem. Sci.* **9**, 6411–6416 (2018).
20. Narayanam, J. M. R. & Stephenson, C. R. J. Visible light photoredox catalysis: applications in organic synthesis. *Chem. Soc. Rev.* **40**, 102–113 (2011).
21. Xie, J., Jin, H. & Hashmi, A. S. K. The recent achievements of redox-neutral radical C–C cross-coupling enabled by visible-light. *Chem. Soc. Rev.* **46**, 5193–5203 (2017).
22. Wang, C.-S., Dixneuf, P. H. & Soulé, J.-F. Photoredox catalysis for building C–C bonds from C(sp²)-H bonds. *Chem. Rev.* **118**, 7532–7585 (2018).
23. Skubi, K. L., Blum, T. R. & Yoon, T. P. Dual catalysis strategies in photochemical synthesis. *Chem. Rev.* **116**, 10035–10074 (2016).
24. Prier, C. K., Rankic, D. A. & MacMillan, D. W. C. Visible light photoredox catalysis with transition metal complexes: applications in organic synthesis. *Chem. Rev.* **113**, 5322–5563 (2013).
25. Xuan, J. & Xiao, W.-J. Visible-light photoredox catalysis. *Angew. Chem. Int. Ed.* **51**, 6828–6838 (2012).

26. Marzo, L., Pagire, S. K., Reiser, O. & König, B. Visible-light photocatalysis: does it make a difference in organic synthesis. *Angew. Chem. Int. Ed.* **57**, 10034–10072 (2018).
27. Tien, M. N., Namita, M. & Nicewicz, D. A. anti-Markovnikov hydroamination of alkenes catalyzed by a two-component organic photoredox system: direct access to phenethylamine derivatives. *Angew. Chem. Int. Ed.* **53**, 6198–6201 (2014).
28. Liu, H.-D., Ge, L., Wang, D.-X., Chen, N. & Feng, C. Photoredox-coupled F-nucleophilic addition: allylation of gem-difluoroalkenes. *Angew. Chem. Int. Ed.* **58**, 3918–3922 (2019).
29. Pitts, C. R., Ling, B., Snyder, J. A., Bragg, A. E. & Lectka, T. Aminofluorination of cyclopropanes: a multifold approach through a common, catalytically generated intermediate. *J. Am. Chem. Soc.* **138**, 6598–6609 (2016).
30. Yang, S. et al. Copper-catalyzed asymmetric aminocyanation of arylcyclopropanes for synthesis of γ -amino nitriles. *ACS Catal.* **9**, 716–721 (2019).
31. Hixson, S. S. & Garrett, D. W. Arylcyclopropane photochemistry. Photochemical addition of hydroxylic compounds to 1,2-diarylcyclopropanes. *J. Am. Chem. Soc.* **96**, 4872–4879 (1974).
32. Rao, V. R. & Hixson, S. S. Arylcyclopropane photochemistry. Electron-transfer-mediated photochemical addition of methanol to arylcyclopropanes. *J. Am. Chem. Soc.* **101**, 6458–6459 (1979).
33. Maeda, H., Matsukawa, N., Shirai, K. & Mizuno, K. Photoalkylation of 2,3-dicyanonaphthalene by methoxy-substituted 1,2-diarylcyclopropanes. *Tetrahedron Lett.* **46**, 3057–3060 (2005).
34. Mizuno, K., Ichinose, N. & Yoshimi, Y. Photochemistry of cyclopropanes, methylenecyclopropanes, and vinylidencyclopropanes. *J. Photochem. Photobiol. C* **1**, 167–193 (2000).
35. Dinnocenzo, J. P., Todd, W. P., Simpson, T. R. & Gould, I. R. Nucleophilic cleavage of one-electron, σ bonds: stereochemistry and cleavage rates. *J. Am. Chem. Soc.* **112**, 2462–2464 (1990).
36. Dinnocenzo, J. P., Zuilhof, H., Lieberman, D. R., Simpson, T. R. & McKechney, M. W. Three-electron S_N2 reactions of arylcyclopropane cation radicals. 2. Steric and electronic effects of substitution. *J. Am. Chem. Soc.* **119**, 994–1004 (1997).
37. Maity, S., Zhu, M., Shinabery, R. S. & Zheng, N. Intermolecular [3+2] cycloaddition of cyclopropylamines with olefins by visible-light photocatalysis. *Angew. Chem. Int. Ed.* **51**, 222–226 (2012).
38. Nguyen, T. H., Maity, S. & Zheng, N. Visible light mediated intermolecular [3 + 2] annulation of cyclopropylanilines with alkynes. *Beilstein J. Org. Chem.* **10**, 975–980 (2014).
39. Nguyen, T. H., Morris, S. A. & Zheng, N. Intermolecular [3+2] annulation of cyclopropylanilines with alkynes, enynes, and diynes via visible light photocatalysis. *Adv. Syn. Catal.* **356**, 2831–2837 (2014).
40. Morris, S. A., Wang, J. & Zheng, N. The prowess of photogenerated amine radical cations in cascade reactions: from carbocycles to heterocycles. *Acc. Chem. Res.* **49**, 1957–1968 (2016).
41. Staveness, D. et al. Providing a new aniline bioisostere through the photochemical production of 1-aminonorbornanes. *Chemistry* **5**, 215–226 (2019).
42. Petzold, D., Singh, P., Almqvist, F. & König, B. Visible light mediated synthesis of β -chloro ketones from aryl cyclopropanes. *Angew. Chem. Int. Ed.* **58**, 8577–8580 (2019).
43. Huang, X. et al. Asymmetric [3+2] photocycloadditions of cyclopropanes with alkenes or alkynes through visible-light excitation of catalyst-bound substrates. *Angew. Chem. Int. Ed.* **57**, 5454–5458 (2018).
44. Amador, A. G., Sherbrook, E. M. & Yoon, T. P. Enantioselective photocatalytic [3+2] cycloadditions of aryl cyclopropyl ketones. *J. Am. Chem. Soc.* **138**, 4722–4725 (2016).
45. Luis-Barrera, J. et al. Visible-light photocatalytic intramolecular cyclopropane ring expansion. *Angew. Chem. Int. Ed.* **56**, 7826–7830 (2017).
46. Lu, Z., Shen, M. & Yoon, T. P. [3+2] Cycloadditions of aryl cyclopropyl ketones by visible light photocatalysis. *J. Am. Chem. Soc.* **133**, 1162–1164 (2011).
47. Wang, C., Ren, X., Xie, H. & Lu, Z. [3+2] Redox-neutral cycloaddition of nitrocyclopropanes with styrenes by visible-light photocatalysis. *Chem. Eur. J.* **21**, 9676–9680 (2015).
48. Woźniak, Ł., Magagnano, G. & Melchiorre, P. Enantioselective photochemical organocascade catalysis. *Angew. Chem. Int. Ed.* **57**, 1068–1072 (2018).
49. Jia, K., Zhang, F., Huang, H. & Chen, Y. Visible-light-induced alkoxy radical generation enables selective C(sp³)-C(sp³) bond cleavage and functionalizations. *J. Am. Chem. Soc.* **138**, 1514–1517 (2016).
50. Romero, N. A., Margrey, K. A., Tay, N. E. & Nicewicz, D. A. Site-selective arene C–H amination via photoredox catalysis. *Science* **349**, 1326–1330 (2015).
51. McManus, J. B. & Nicewicz, D. A. Direct C–H cyanation of arenes via organic photoredox catalysis. *J. Am. Chem. Soc.* **139**, 2880–2883 (2017).
52. Niu, L. et al. Visible-light-induced external oxidant-free oxidative phosphorylation of C(sp²)-H bonds. *ACS Catal.* **7**, 7412–7416 (2017).
53. Bloom, S., McCann, M. & Lectka, T. Photocatalyzed benzylic fluorination: shedding “light” on the involvement of electron transfer. *Org. Lett.* **16**, 6338–6341 (2014).
54. Pandey, G., Pal, S. & Laha, R. Direct benzylic C–H activation for C–O bond formation by photoredox catalysis. *Angew. Chem. Int. Ed.* **52**, 5146–5149 (2013).
55. Zheng, Y.-W. et al. Photocatalytic hydrogen-evolution cross-couplings: benzene C–H amination and hydroxylation. *J. Am. Chem. Soc.* **138**, 10080–10083 (2016).
56. Blum, T. R., Zhu, Y., Nordeen, S. A. & Yoon, T. P. Photocatalytic synthesis of dihydrobenzofurans by oxidative [3+2] cycloaddition of phenols. *Angew. Chem. Int. Ed.* **53**, 11056–11059 (2014).
57. Zhou, R., Liu, H., Tao, H., Yua, X. & Wu, J. Metal-free direct alkylation of unfunctionalized allylic/benzylic sp³ C–H bonds via photoredox induced radical cation deprotonation. *Chem. Sci.* **8**, 4654–4659 (2017).
58. Liu, H. et al. One-pot photomediated Giese reaction/Friedel-Crafts hydroxyalkylation/oxidative aromatization to access naphthalene derivatives from toluenes and enones. *ACS Catal.* **8**, 6224–6229 (2018).
59. Ohkubo, K., Mizushima, K., Iwata, R. & Fukuzumi, S. Selective photocatalytic aerobic bromination with hydrogen bromide via an electron-transfer state of 9-mesityl-10-methylacridinium ion. *Chem. Sci.* **2**, 715–722 (2011).
60. Baciocchi, E., Bietti, M. & Lanzaunga, O. Mechanistic aspects of β -bond-cleavage reactions of aromatic radical cations. *Acc. Chem. Res.* **33**, 243–251 (2000).
61. Baciocchi, E., Bietti, M., Lanzalunga, O. & Steenken, S. Oxygen cation of 1-arylalkanol radical cations. 4-Methoxycumyloxy radical as $-C(Me)_2-O$ -to-nucleus electron-transfer intermediate in the reaction of 4-methoxycumyl alcohol radical cation with OH⁻. *J. Am. Chem. Soc.* **120**, 11516–11517 (1998).
62. Zhang, Y. et al. Intermolecular carboamination of unactivated alkenes. *J. Am. Chem. Soc.* **140**, 10695–10699 (2018).
63. Fan, X., Gong, X., Ma, M., Wang, R. & Walsh, P. J. Visible light-promoted CO₂ fixation with imines to synthesize diaryl α -amino acids. *Nat. Commun.* **9**, 4936–4943 (2018).
64. Davis, F. A., Prasad, K. R., Nolt, M. B. & Wu, Y. N-Sulfinyl β -amino Weinreb amides: synthesis of enantiopure β -amino carbonyl compounds. Asymmetric synthesis of (+)-sedridine and (–)-allosedridine. *Org. Lett.* **5**, 925–927 (2003).
65. Arend, M., Wastermann, B. & Risch, N. Modern variants of the Mannich reaction. *Angew. Chem. Int. Ed.* **37**, 1044–1070 (1998).
66. Cheng, J., Qi, X., Li, M., Chen, P. & Liu, G. Palladium-catalyzed intermolecular aminocarbonylation of alkenes: efficient access of β -amino acid derivatives. *J. Am. Chem. Soc.* **137**, 2480–2483 (2015).
67. Peng, J.-B. et al. Palladium-catalyzed regioselective carbonylative coupling/amination of aryl iodides with unactivated alkenes: efficient synthesis of β -aminoketones. *ACS Catal.* **9**, 2977–2983 (2019).
68. Ohkubo, K. et al. Simultaneous production of p-tolualdehyde and hydrogen peroxide in photocatalytic oxygenation of p-xylene and reduction of oxygen with 9-mesityl-10-methylacridinium ion derivatives. *Chem. Commun.* **46**, 601–603 (2010).
69. Choi, G. J., Zhu, Q., Miller, D. C., Gu, C. J. & Knowles, R. R. Catalytic alkylation of remote C–H bonds enabled by proton-coupled electron transfer. *Nature* **539**, 268–271 (2016).
70. Sugawara, M. & Yoshida, J.-i. Remarkable γ -effect of tin: acid-promoted cyclopropanation reactions of α -((alkoxy-carbonyl)oxy)stannanes with alkenes. *J. Am. Chem. Soc.* **119**, 11986–11987 (1997).
71. Schmidt, V. A. & Alexanian, E. J. Metal-free, aerobic keto-oxygenation of alkenes using hydroxamic acids. *Chem. Sci.* **3**, 1672–1674 (2012).

Acknowledgements

This paper is dedicated to the 70th anniversary of the Dalian Institute of Chemical Physics, CAS. We gratefully acknowledge the financial support of the “Thousand Talents Plan” Youth Program, the “Jiangsu Specially-Appointed Professor Plan”, the “Innovation & Entrepreneurship Talents Plan”, the National Natural Science Foundation of China (21871138), and the Natural Science Foundation of Jiangsu Province (BK20170984). P.J.W. thanks the US National Science Foundation for generous support (CHE-1464744 and CHE-1902509).

Author contributions

L.G. performed most of the experiments and mechanistic study. D.-X.W., R.X. and D.M. took part in the preparation of catalysts and cyclopropane substrates. P.J.W. discussed the chemistry, suggested experiments and revised the manuscript. C.F. conceived the study, directed the project and wrote the manuscript with the assistance of L.G.

Competing interests

The authors declare no competing interests.

Additional information

Supplementary information is available for this paper at <https://doi.org/10.1038/s41467-019-12403-2>.

Correspondence and requests for materials should be addressed to P.J.W. or C.F.

Peer review information *Nature Communications* thanks Adam Noble and the other, anonymous, reviewer(s) for their contribution to the peer review of this work. Peer reviewer reports are available.

Reprints and permission information is available at <http://www.nature.com/reprints>

Publisher's note Springer Nature remains neutral with regard to jurisdictional claims in published maps and institutional affiliations.



Open Access This article is licensed under a Creative Commons Attribution 4.0 International License, which permits use, sharing, adaptation, distribution and reproduction in any medium or format, as long as you give appropriate credit to the original author(s) and the source, provide a link to the Creative Commons license, and indicate if changes were made. The images or other third party material in this article are included in the article's Creative Commons license, unless indicated otherwise in a credit line to the material. If material is not included in the article's Creative Commons license and your intended use is not permitted by statutory regulation or exceeds the permitted use, you will need to obtain permission directly from the copyright holder. To view a copy of this license, visit <http://creativecommons.org/licenses/by/4.0/>.

© The Author(s) 2019