

EDITORIAL



What makes a good survey?

© The Author(s), under exclusive licence to The Royal College of Ophthalmologists 2023

Eye (2023) 37:3299–3301; <https://doi.org/10.1038/s41433-023-02518-8>

In ophthalmology, survey is a common research method used to explore a question or test a hypothesis. A search conducted on February 18, 2023 using “survey” or “questionnaire” as a key word in the journal Eye generated over 1,197 and 799 results, respectively. The journal’s first volume in 1987 contained a manuscript utilizing a survey [1], and such methodology continues to be quite relevant today [2, 3]. In this editorial, the survey process and questionnaire construction are described, followed by discussion of 2 key points to consider when conducting a good survey: sampling and bias.

WHAT IS THE SURVEY DEVELOPMENT PROCESS?

Fig. 1 presents a concise development process of a good survey that includes: specifying study objectives, developing the survey (writing questions, creating the specific questionnaire), pretesting the survey, data collection from a sample of study subjects, data analysis, data interpretation, and results dissemination.

HOW DO YOU CONSTRUCT A SURVEY?

A survey questionnaire should start with a general introduction outlining several parameters including the research team, study objectives, an overview of questionnaire sections, and the approximate time needed to complete the questionnaire. This is followed by questions related to study participants’ sociodemographic and health-related information including age, gender, ethnicity, smoking, alcohol consumption, diet, etc.; disease-specific information such as duration of a condition, severity, family history, and comorbidities; the main body of questions relevant to the survey; and ends with closing remarks (for example, “Thank you for participating in our study!”) [4]. Depending on the study objectives, research teams can choose self-designed questions, adopt a validated patient-reported outcome measure (PROM), [5] or use a combination of both. Some commonly used PROM instruments include the National Eye Institute-Vision Function Questionnaire (NEI-VFQ), Auckland Glaucoma Knowledge Questionnaire, the Impact of Vision Impairment (IVI) questionnaire, and EuroQol-5D (EQ-5D), etc. [6].

One essential step in creating a high-quality survey that we should not forget is to pretest the survey. A pilot study (also called pretest) involves testing the questionnaire content and assessing the flow of a survey process, and this can be performed both within and outside of the research team. This process often involves multiple rounds of testing and refinement of the questionnaire or instrument [7–9].

APPROPRIATE SAMPLING

Ideally, the team performing a survey would obtain complete information from every individual in the population of interest to

answer a given research question. In reality this is often not possible for a number of reasons. For example, the population of interest can usually be too large, or, simply too difficult to identify the entire population (e.g., patients who had major ophthalmic surgeries in the past five years in a geographic area where the electronic patient records system was new or not established). Therefore, it is often sufficient to study a reasonably selected subset, provided one has a good sampling frame (i.e., complete list) for the population of interest and the sampling is done appropriately.

There are two methods that can be utilized for sampling: non-probability sampling and probability sampling. Non-probability sampling does not ascertain that each individual has a certain probability of being selected and includes methods like convenience sampling (easily accessible participants), purposeful sampling (participants with particular attributes), quota sampling, and snowball sampling (recruited participants recruit further participants). Probability sampling, which is most often used in quantitative survey studies, selects the participants in a random manner that include methods of random sampling, stratified sampling, cluster sampling, systematic sampling, and multistage sampling [7, 9]. We illustrated each level of populations and samples in a survey using a study by Sipkova et al. as an example (Fig. 2). The study objectives were to assess improvement in symptoms and quality of life among adult patients with epiphora 3 months after an oculoplastic surgery [10].

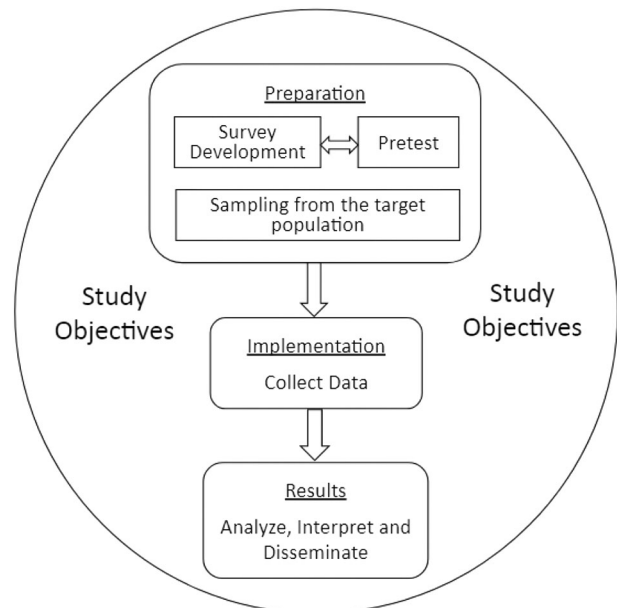


Fig. 1 Process of a survey. Development process of a good survey includes: Identifying study objective, preparation, implementation and evaluate results.

Received: 6 February 2023 Revised: 13 March 2023 Accepted: 29 March 2023
Published online: 7 April 2023

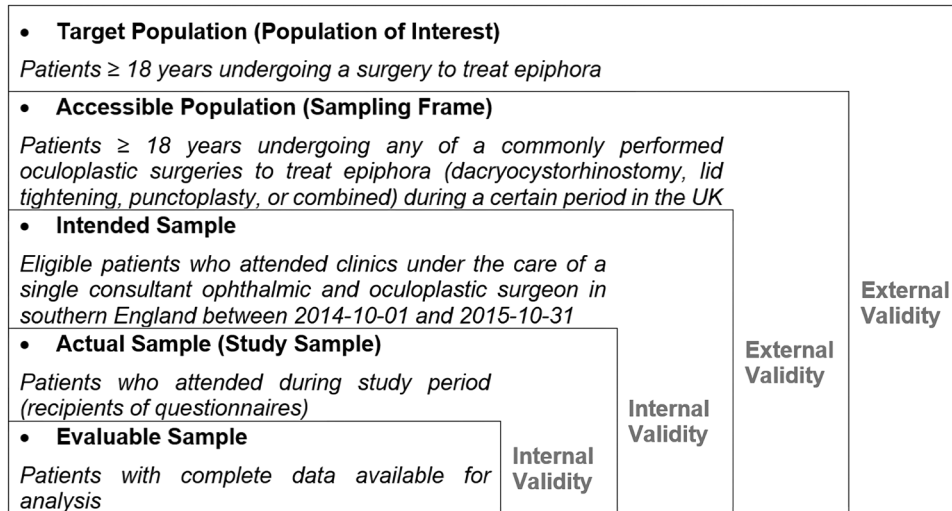


Fig. 2 Levels of Populations and Samples. Populations and samples in a survey using a prospective study as the example [9]. UK United Kingdom.

Table 1. Possible biases in survey studies.

Bias	Explanation	Possible solutions
Selection bias	This refers to the bias due to differences in certain characteristics between selected and unselected subjects. For example, a study about visual acuity among outpatients might have a greater proportion of younger patients with fewer comorbidities if conducted in July and August when school is out compared to an alternative recruiting period, e.g., in winter or throughout the whole year, thus generate different study results.	<ul style="list-style-type: none"> - Try to obtain a complete and up-to-date sampling frame, and use random sampling method - Consider stratification, matching methods - Identify problems in pretest stage, and develop a strategy to cope - Adjust the results using sampling weights
Reporting bias	This is one type of selection bias when some research subjects selectively reveal or suppress certain information. For example, subjects might exaggerate the impact of certain occupational exposure, or fail to report some of their medical conditions.	<ul style="list-style-type: none"> - Consider using the consensus-based checklist for reporting of survey studies (CROSS) [11] to enhance transparency and completeness of reporting - Pretest the questionnaire
Information bias	Information bias is a broad category that refers to the systematic error in obtaining the study information while conducting the research. Some characteristics of study projects can be misclassified. For example, results of a certain medical examination might differ due to various accuracy levels in devices or kits, and technicians' experiences across multiple sites of a large study. We might observe systematic trends of a higher diagnosis rate at a tertiary center than at a small clinic, or vice versa.	<ul style="list-style-type: none"> - Use standardized case report forms to ensure consistent and complete data collection - Systematic site staff training - Avoid confusing questions (phrasing, logic, etc.) - Pretest the questionnaire
Recall bias	This is one type of information bias due to the distortion or incomplete recall of the subject's memory. For example, patients who had eye surgery just two weeks ago might report more symptoms and with greater severity than patients who had the same surgery one year ago even if we ask the same questions regarding their baseline conditions.	<ul style="list-style-type: none"> - Encourage participants to make records on paper or in a mobile application - Shorten the length of period needing recall
Non-response bias	This is one type of information bias when some research subjects did not respond to the survey content according to the design. There can be different characteristics between non-responders and responders in terms of a risk factor or treatment effect. For example, subjects with lower income might be more likely to select "prefer not to answer" than other subjects, thus the relevant results of a study might be influenced.	<ul style="list-style-type: none"> - Improve questionnaire construct - Allow multiple attempts, e.g., in online questionnaire setting - Send reminders - Impute the missing data according to a pre-specified strategy - Adjust the results using sampling weights

When considering the external validity of a study, it is important to ask the question "Outside of this study, would the results be similar in a generalizable population?" Internal validity can be evaluated by considering procedures and factors "inside this study" and asking whether the research had any flaws. In the

example above (Fig. 2), external validity could be increased by including more patients who were cared for by additional oculoplastic surgeons in the UK or even in other countries. However, while this approach may improve the external validity, it may simultaneously impair the internal validity, because different

surgeons, care facilitators, and different patient populations may lead to different outcomes for many distinct reasons. When designing a survey, it is important to keep the key objective(s) in focus, taking into account feasibility and budgetary restraints.




Survey and data analysis

Common statistical procedures for surveys include descriptive analysis of participants profiles (can be compared with those of the target population to suggest the external validity) and outcomes of interest, as well as inferential statistics that investigate correlation of variables (can be used for hypothesis testing) [7–9]. When missing data or major differences between the survey sample and target population pose an important issue, it is important to acknowledge them as a limitation in study and discuss the potential impact that they may bring to the study results. Involvement of a statistician with experiences in a clinical context is always advised [7].

WHAT ARE POSSIBLE BIASES IN SURVEY STUDIES?

A bias refers to a systematic error; when possible, these should be recognized and addressed. Biases are common, can impact any study, and can happen in sampling procedures as well as the other survey conduction stages [7–9]. For example, in ophthalmic studies, participants who receive a questionnaire and do not respond may disproportionately represent patients who fully recovered from surgery and did not want to spend time completing a survey. In this scenario, patients with poor outcomes may be more likely to complete the survey. A bias in the types of patients who are willing to complete the survey can meaningfully impact the result of the study and can grossly underestimate the benefits of treatment. (Table 1).

Surveys can play an important role in acquiring information. Some crucial steps and considerations for conducting a strong survey include appropriate sampling methods to achieve good survey representativeness, pretesting, taking measures to avoid possible biases, and conducting appropriate analysis.

Yaping Chang ^{1,2}, Li Wang^{1,3}, Mark R. Phillips ^{1,4}, Charles C. Wykoff^{5,6}, Sunir J. Garg⁷, Lehana Thabane^{1,8}, Mohit Bhandari^{1,2,4}, Varun Chaudhary ^{1,4}✉ and for the Retina Evidence and Trials INternational Alliance (R.E.T.I.N.A.) Study Group*

¹Department of Health Research Methods, Evidence & Impact, McMaster University, Hamilton, ON, Canada. ²OrthoEvidence Inc, Burlington, ON, Canada. ³Department of Anesthesia, McMaster University, Hamilton, ON, Canada. ⁴Department of Surgery, McMaster University, Hamilton, ON, Canada. ⁵Blanton Eye Institute, Houston Methodist Hospital & Weill Cornell Medical College, Houston, TX, USA. ⁶Retina Consultants of Texas (Retina Consultants of America), Houston, TX, USA. ⁷MidAtlantic Retina, The Retina Service of Wills Eye Hospital, Philadelphia, PA, USA. ⁸Biostatistics Unit, St. Joseph's Healthcare Hamilton, Hamilton, ON, Canada. *A list of authors and their affiliations appears at the end of the paper. ✉email: vchaudh@mcmaster.ca

FOR THE RETINA EVIDENCE AND TRIALS INTERNATIONAL ALLIANCE (R.E.T.I.N.A.) STUDY GROUP

Varun Chaudhary^{1,4}, Mohit Bhandari^{1,2,4}, Charles C. Wykoff^{5,6}, Sobha Sivaprasad, Lehana Thabane^{1,8}, Peter Kaiser, David Sarraf, Sophie J. Bakri, Sunir J. Garg⁷, Rishi P. Singh, Frank G. Holz, Tien Y. Wong and Robyn H. Guymer

REFERENCES

- Oxford Cataract Treatment and Evaluation Team (O.C.T.E.T.). Subjective assessment of the effect of cataract surgery and a review of long term aims. *Eye*. 1987;1:247–253.
- Bassilious K, Moussa G, Kalogeropoulos D, Ch'ng SW, Andreatta W. Experience gained during vitreoretinal fellowships in the United Kingdom. *Eye (Lond)*. 2022;1–5. <https://doi.org/10.1038/s41433-022-02168-2>.
- Jacob L, López-Sánchez GF, Yang L, Haro JM, Shin JI, Veronese N, et al. Associations between cataract and multimorbidity: a cross-sectional study of 23,089 adults from Spain. *Eye*. 2021;35:791–8.
- Rossi PH, Wright JD, Anderson AB, editors. *Handbook of survey research*. Academic press; 2013.
- Frost MH, Reeve BB, Liepa AM, Stauffer JW, Hays RD. Mayo/FDA Patient-Reported Outcomes Consensus Meeting Group. What is sufficient evidence for the reliability and validity of patient-reported outcome measures? *Value Health*. 2007;10:594–105.
- Braithwaite T, Calvert M, Gray A, Pesudovs K, Denniston AK. The use of patient-reported outcome research in modern ophthalmology: impact on clinical trials and routine clinical practice. *Patient Relat Outcome Meas*. 2019;10:9–24.
- Shankar PR, Davenport MS, Woolen SA, Carlos RC, Maturen KE. Survey research: a primer for the academic radiologist. *Academic Radiol*. 2018;25:751–6.
- Scheuren F. *What is a Survey*. Alexandria: American Statistical Association, 2004.
- Porta MS & International Epidemiological Association. *A Dictionary of Epidemiology*. Oxford: Oxford University Press, 2014.
- Sipkova Z, Vonica O, Olurin O, Obi EE, Pearson AR. Assessment of patient-reported outcome and quality of life improvement following surgery for epiphora. *Eye*. 2017;31:1664–71.
- Sharma A, Minh Duc NT, Luu Lam Thang T, Nam NH, Ng SJ, Abbas KS, et al. A consensus-based checklist for reporting of survey studies (CROSS). *J Gen Intern Med*. 2021;36:3179–87.

AUTHOR CONTRIBUTIONS

YC: Conception, analysis, interpretation, drafting revising. LW: Conception, analysis, interpretation, drafting. MP: Analysis, interpretation, drafting. CW, SG, LT, MB, VC: analysis, interpretation, revising, final approval.

COMPETING INTERESTS

YC: Nothing to disclose. LW: Nothing to disclose. MP: Nothing to disclose. CW: Nothing to disclose. SG: Nothing to disclose. LT: Nothing to disclose. MB: Research funds: Pendopharm, Bioventus, Acumed – unrelated to this study. VC: Advisory Board Member: Alcon, Roche, Bayer, Novartis; Grants: Bayer, Novartis – unrelated to this study.

ADDITIONAL INFORMATION

Correspondence and requests for materials should be addressed to Varun Chaudhary.

Reprints and permission information is available at <http://www.nature.com/reprints>

Publisher's note Springer Nature remains neutral with regard to jurisdictional claims in published maps and institutional affiliations.